


Henderson County Agribusiness Impact

All Agriculture/Agribusiness Industries

Total Income	\$400 Million
Total Employment	8152
Share of HC Employment	17.1%
Share of County "GDP"	16.7%

Source: NCSU—College of Agriculture & Life Sciences, Prepared by Dr. Mike Walden, Economist, 2008

AGRIBUSINESS HENDERSON COUNTY



MAJOR HENDERSON COUNTY CROPS - 2011

Crop	Rank in NC	Est. \$ Value	Acres	Farms
Apples <i>(\$31M avg. year)</i>	#1	\$21M	5,660	117
Tomatoes	#2	\$6.3M	597	26
Sweet Corn	#3	\$1M	348	20
All Fruits, Veg, Berries	#3	\$46.6M	7,549	220
All Green Industry	#2	\$42.3M	1,845	72
All Crops	#10	\$92.8M	16,546	292
Dairy Products	#8	\$4.9M		5
Total Farm Receipts	#34	\$103.4M	37,947	557

Source: NCDA, NASS North Carolina Agricultural Statistics 2012





Recent Agribusiness Development

Expansion of Blackberry & Raspberry Production

New Growing Techniques

Recent Agribusiness Development

**New Processing Market
Henderson County Apples**

Wright Foods

- Located in Troy, NC
- Closest Major Processor
- Provided Apples for R&D
- Helped to keep it in NC

Blackberry & Raspberry Production

Increase of 95% or 100 acres

Est. Gross Revenue **\$50,000/acre**

Est. Farm Revenue **\$5,000,000 Increase**

8 New Farms Added and more to come

**Since 2011 Apple Prices
have Increased 21% or
\$2.00/bushel**

Economic Impact:
Avg. 3 Million Bu./Yr.
x \$2.00/bu = **\$6 Million**

Recent Agribusiness Development



2 New Wineries in the County
Saint Paul Mountain Vineyards
Burntshirt Vineyards

Increased
Agritourism

Recent Agribusiness Development

AGRICULTURE DEVELOPMENT GRANT

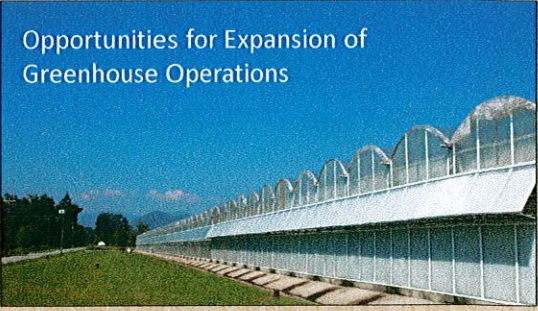

- \$64,000 Received through NCDCA – ADFP Fund
- Branding of Henderson County Produced Farm Products (Local Grown)
- Southern Mountain Fresh

AGRIBUSINESS HENDERSON COUNTY

Recent Agribusiness Development



Opportunities for Expansion of Greenhouse Operations

AGRIBUSINESS HENDERSON COUNTY

Recent Agribusiness Development

SPENT BREWER'S GRAIN FOR LIVESTOCK FEED (Sierra Nevada, Oskar Blue, New Belgium)


AGRIBUSINESS HENDERSON COUNTY

OTHER PROJECTS

Peeling Fruit – Pennsylvania Apple Slice Co. Brought them in as a new buyer of processing grade apples Fall 2011. Contributed to price increase of \$.18/lb to \$.30/lb return to growers.

Small Processors – Currently working with 5 new operations expecting to begin production 2013. At least 3 will produce new value-added products.



Ag Waste Disposal – Progress made to secure sources to take plastic, cull product & other ag waste to save farmers tipping fee cost and reduce environmental impact (expect \$100K+ annual savings to agribusiness)




AGRIBUSINESS HENDERSON COUNTY

Recent Agribusiness Development

Identification of Existing Agricultural Facilities and Site Options






Lease Contracts (Coordinated 5 New Leases of unused or under-used facilities)



AGRIBUSINESS HENDERSON COUNTY



Working With Elected Officials On Agricultural Issues

AGRIBUSINESS HENDERSON COUNTY


Recent Agribusiness Development

AGRICULTURAL LABOR
Existence and Expansion of Henderson County Agriculture Depends on a Reliable Labor Force

AGRIBUSINESS HENDERSON COUNTY

POSITIONED TO GROW



EXPANDING COMMODITIES


- Apples
- Berries & Grapes
- Wine & Cider
- Small Processing
- Nutraceuticals
- Peaches & Asian Pears
- Soybeans
- Greenhouse Production



AGRIBUSINESS HENDERSON COUNTY

ORGANIZATIONAL ACTIVITY

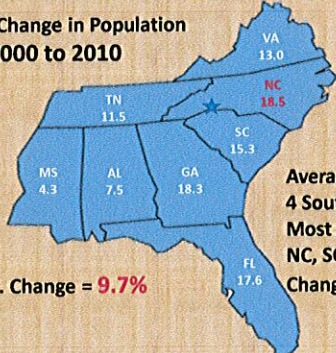
- Original Plans included Transition to Non-Profit 501(c)(6)
- Anticipated Jan. 1, 2013 Completion
- Formed Sub-Committee and began Draft of By-Laws
- Developed List of Potential Private Partners and started securing funds
- Met with Attorneys
- Meeting with County staff
- Request Extension to April 1, 2013 target



AGRIBUSINESS HENDERSON COUNTY


INCREASED U.S. DEMAND FOR FOOD

Percent Change in Population 2000 to 2010



State	Percent Change in Population (2000-2010)
VA	13.0
NC	18.5
SC	15.3
GA	18.3
FL	17.6
TN	11.5
AL	7.5
MS	4.3
U.S. Average	9.7%
Average Growth 4 Southeastern Most States	17.4%

Source: U.S. Census Bureau



AGRIBUSINESS HENDERSON COUNTY

Mark Williams
AGRIBUSINESS HENDERSON COUNTY
100 North King Street – Room 123
Hendersonville, NC 28792
(828) 697-4543
mark@AgriHC.org
www.AgriHC.org