

REQUEST FOR BOARD ACTION

**HENDERSON COUNTY
BOARD OF COMMISSIONERS**

MEETING DATE: February 16, 2011

SUBJECT: **CAPITAL FACILITIES STATUS REPORTS:
Activity for the Month of January, 2011**

PRESENTER: This Item is scheduled for the Consent Agenda and is submitted by Darlene Burgess, Internal Auditor.

ATTACHMENTS: **Capital Facilities Status Reports:**
(1) Henderson County Public Schools Capital Projects
(2) Apple Valley/North Henderson High School Classroom Addition
(3) Apple Valley/North Henderson Piping Project
(4) Henderson County Capital Projects – Law Enforcement Center and Old Health Department Renovation
(5) Parks Maintenance Projects
(No Activity for Blue Ridge Community College Projects)

SUMMARY OF REQUEST:

The attached Status Reports are provided for the Board's information.

BOARD ACTION REQUESTED:

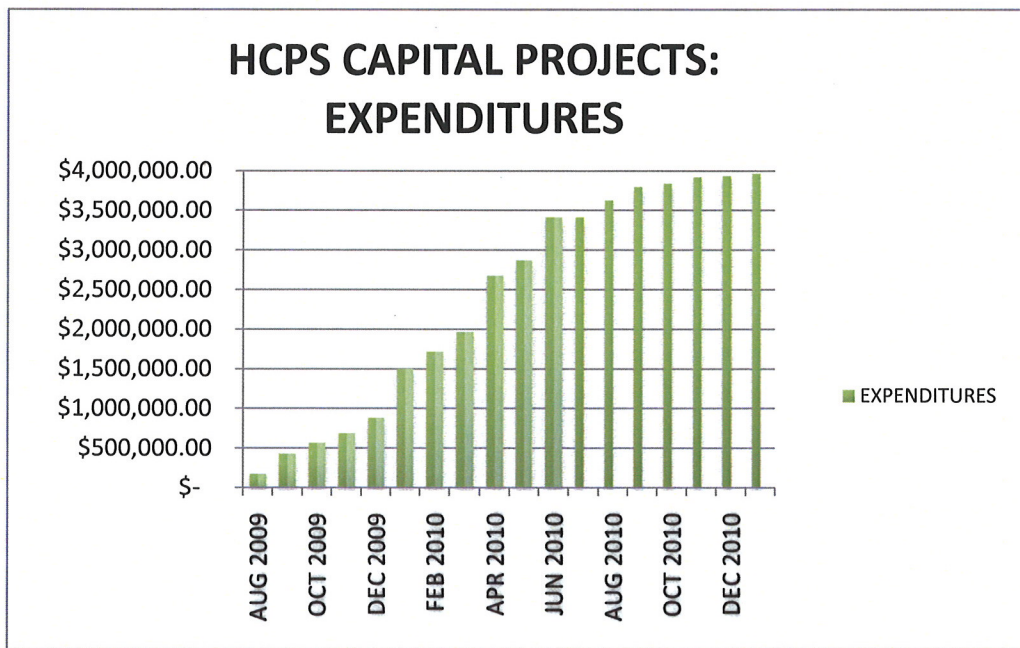
No action required; for information only. Please note that projects are listed as "complete" only if all invoices for the respective projects have been received and paid. Additionally, as noted above, there was no financial activity for Blue Ridge Community College Projects.

Suggested Motion:

No action required; for information only.

HCPS CAPITAL PROJECTS STATUS REPORT: JANUARY 2011

PROJECT NO.	SCHOOL	CATEGORY	PROJECT COMPLETE?	ESTIMATED COST	JANUARY 2011 EXPENDITURES	TOTAL COST TO DATE	TOTAL SAVINGS (applies only to completed projects)
1-C-AVM	Apple Valley Middle	Roof Projects	NO	\$ 285,000.00	\$ 194.36	\$ 328,682.74	N/A
2-C-DE	Dana Elementary	Roof Projects	NO	\$ 40,000.00	\$ 27.28	\$ 33,849.30	N/A
3-C-HVH	Hendersonville High	Roof Projects	NO	\$ 30,000.00	\$ 3,757.87	\$ 76,528.43	N/A
4-C-UE	Upward Elementary	Roof Projects	NO	\$ 370,000.00	\$ 252.33	\$ 271,086.26	N/A
11-C-FRM	Flat Rock Middle	HVAC	YES	\$ 75,000.00	\$ 7,836.01	\$ 88,060.00	\$ (13,060.00)
12-C-RM	Rugby Middle	HVAC	YES	\$ 75,000.00	\$ 9,836.01	\$ 108,060.00	\$ (33,060.00)
48-C-EHH	East Henderson	Roof Projects	NO	\$ 225,000.00	\$ 153.44	\$ 247,048.01	N/A
49-C-NHH	North Henderson	Roof Projects	NO	\$ 350,000.00	\$ 238.69	\$ 352,114.74	N/A
62-C-WHH	West Henderson	Roof Projects	NO	\$ 150,000.00	\$ 4,016.89	\$ 86,021.26	N/A
67-C-BAL	Balfour	Roof Projects	NO	\$ 42,000.00	\$ 2,034.64	\$ 42,350.09	N/A
				\$ 285,000.00	\$ 28,347.52	\$ 328,682.74	\$ (46,120.00)
TOTAL EXPENDITURES FOR JANUARY 2011:					\$ 28,347.52		



SNAPSHOT:

# of HCPS Capital Projects Complete as of Report Date:	54
# of HCPS Capital Projects Remaining to be Completed as of Report Date:	58
% of HCPS Capital Projects Completed as of Report Date:	48.21%
% of Budget spent as of Report Date:	99.23%
% of Budget remaining to be spent as of Report Date:	0.77%
Total Dollar Amount spent as of Report Date:	\$ 3,969,393.65
Total Dollar Amount remaining to be spent as of Report Date:	\$ 30,606.35
Total Savings in Estimated Cost over Actual Cost for the month of December 2010: (applies ONLY to completed Projects -- Projects that are not 100% complete are not included in this calculation):	\$ (46,120.00)

FYI...

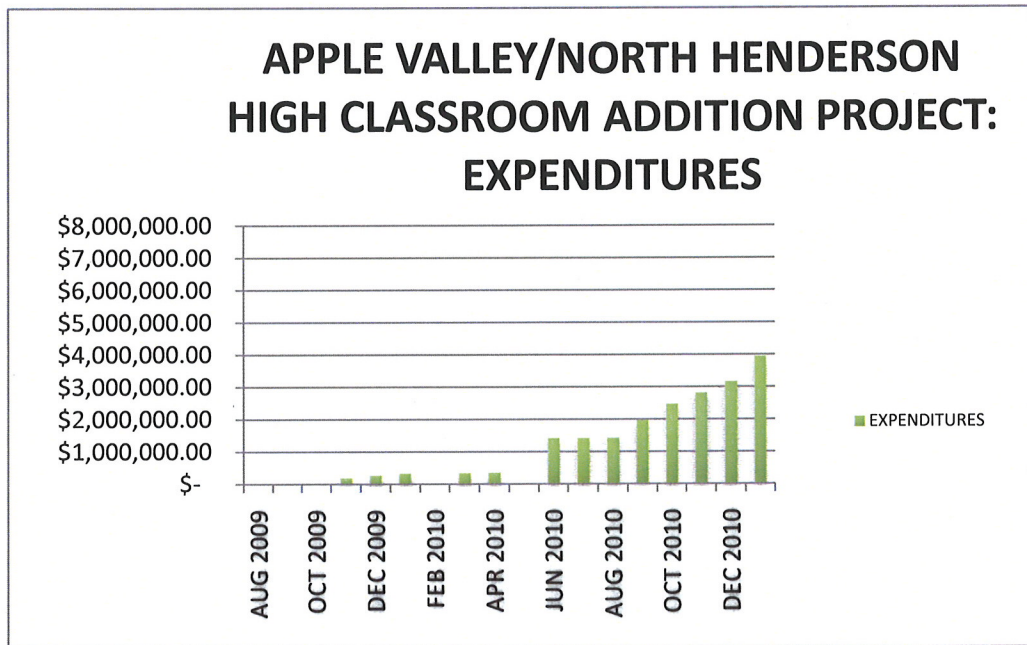
In order to achieve maximum cost savings, some projects have been combined. In order to accurately associate the costs according to each project, invoices for combined projects have been prorated according to the budgeted cost for the projects or according to the actual cost attributable to the project as determined by David Berry & Associates.

The HCPS Capital Project list contains 115 projects, having an estimated cost of \$4,935,050. The Board of Commissioners has allocated \$4,000,000 toward these Capital Projects. Three of the projects on the list (Project Nos. 9, 10 and 15) were completed using FY2009 funds. The Snapshot statistics above that pertain to the number of Capital Projects completed are calculated using a total of 112 capital projects (115 projects less the 3 projects completed with FY2009 funds). When the allocated funds have been exhausted, there is a possibility that the actual projects funded will be less than 112.

Project No. 77 was initially reported as complete on the August Report, however another invoice for this project was paid during the month of September, 2010. This project is once again listed as complete on the September 2010 report in order to reflect the total project cost.

**HCPS - APPLE VALLEY/NORTH HENDERSON HIGH SCHOOL
CLASSROOM ADDITION PROJECT
STATUS REPORT: JANUARY 2011**

DESCRIPTION OF EXPENDITURE	AMOUNT
Engineering Fees	\$ 2,135.00
Engineering Fees	\$ 1,809.05
Engineering Fees	\$ 518.80
Architect Fees: Construction Administration	\$ 5,588.00
Contractor Fees	\$ 772,638.01
TOTAL EXPENDITURES: JANUARY 2011	\$ 782,688.86



SNAPSHOT:

Total Budgeted Dollars for Project:	\$ 6,986,480.00
Total Dollars spent as of Report date:	\$ 3,940,657.32
Total Dollars remaining to be spent as of Report date:	\$ 3,045,822.68
% of Budget spent as of Report date:	56.40%
% of Budget remaining as of Report date:	43.60%

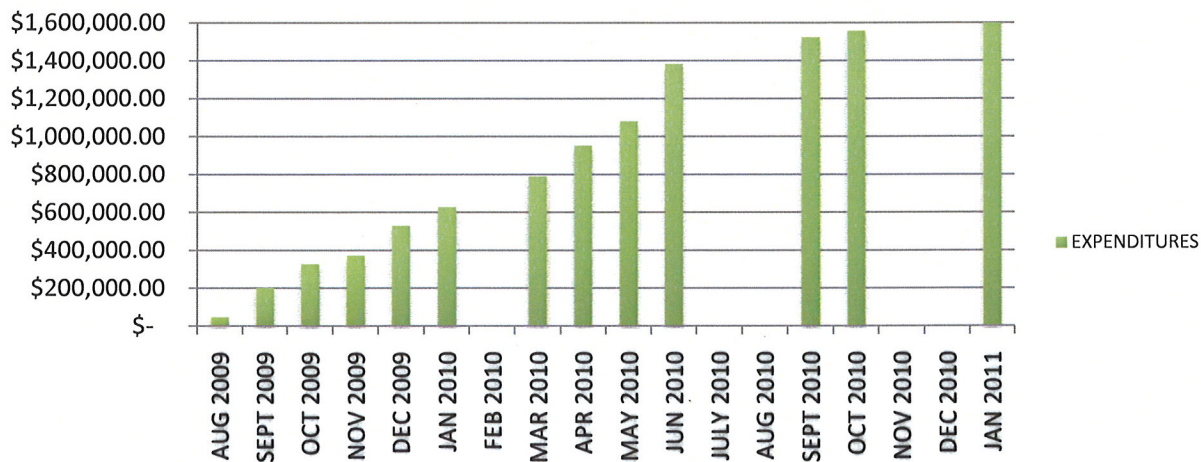
FYI:

In March, 2010, the budget for this project was amended from \$8,000,000 to \$6,986,480. \$595,905 was allocated to the Apple Valley / North Henderson Pipe Upgrade project to offset budget overruns and the remaining budgeted amount for this project over and above the bids and the contingency of \$417,615 was also removed.

**HCPS - APPLE VALLEY/NORTH HENDERSON HIGH SCHOOL
HVAC PIPE UPGRADE PROJECT
STATUS REPORT: JANUARY 2011**

DESCRIPTION OF EXPENDITURE	AMOUNT
Pipe Installation Labor and Materials - Pay Application #9	\$ 17,263.80
Pipe Installation Labor and Materials - Pay Application #10 (FINAL)	\$ 64,811.82
TOTAL EXPENDITURES: JANUARY 2011	\$ 82,075.62

**APPLE VALLEY/NORTH HENDERSON HIGH PIPE
UPGRADE PROJECT: EXPENDITURES**



SNAPSHOT:

Total Budgeted Dollars for Project:	\$ 1,595,905.00
Total Dollars spent as of Report date:	\$ 1,639,731.75
Total Dollars remaining to be spent as of Report date:	\$ (43,826.75)
% of Budget spent as of Report date:	102.75%
% of Budget remaining as of Report date:	-2.75%

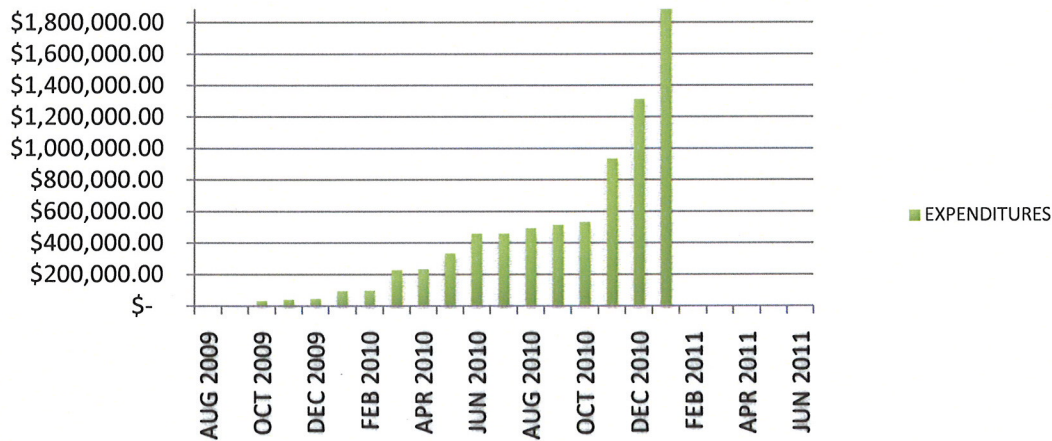
FYI:

In March, 2010, the budget for this project was amended from \$1,000,000 to \$1,595,905. \$595,905 was allocated from the Apple Valley / North Henderson Classroom project to offset budget overruns existing on this project.

HENDERSON COUNTY CAPITAL PROJECTS FY2011 STATUS REPORT: JANUARY 2011

FACILITY	DESCRIPTION OF EXPENDITURE	AMOUNT
Law Enforcement	Attorneys Fee	\$ 132.90
Law Enforcement	Engineer Fees	\$ 12,447.03
Law Enforcement	Architect Fees: Construction Administration	\$ 4,221.29
Law Enforcement	Contractor: Pay Application 3	\$ 709,976.00
Old Health Dept	Architect Fees / Labor & Consulting	\$ 827.50
Old Health Dept	Plan for City Landscape Requirements & Planting	\$ 918.75
Old Health Dept	Architect Fees: Reimbursables (Newspaper Ad)	\$ 123.75
Old Health Dept	Contractor: Pay Application 1	\$ 73,245.00
TOTAL EXPENDITURES: JANUARY 2011		\$ 801,892.22

COUNTY FACILITIES PROJECT EXPENDITURES



SNAPSHOT:

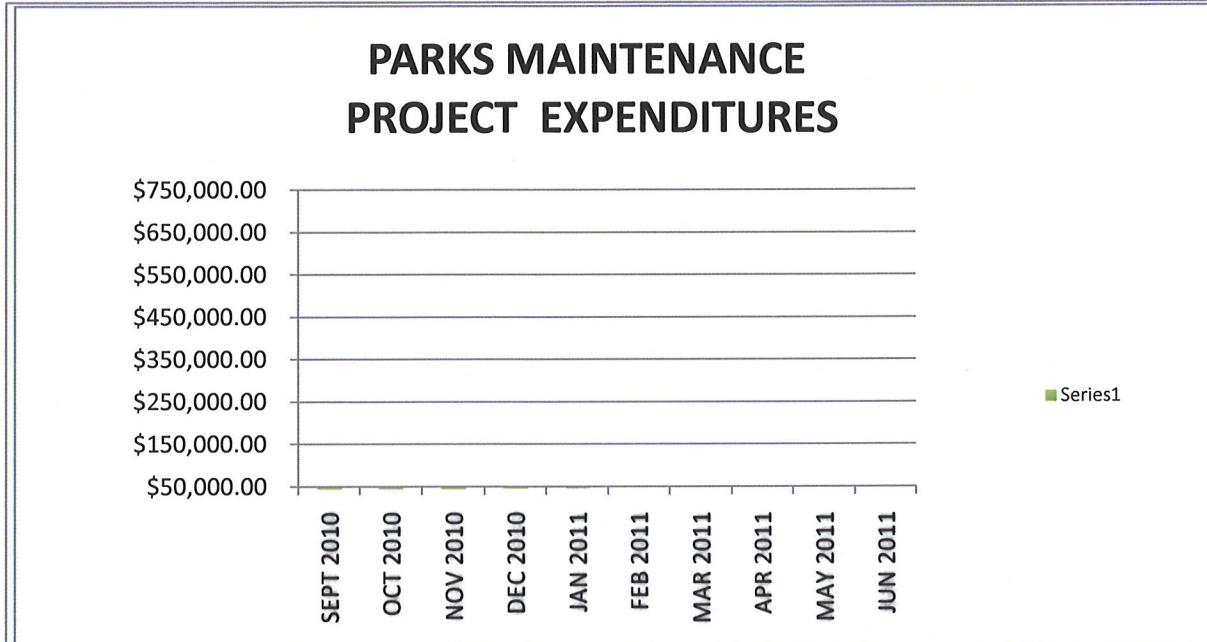
Total Budgeted Dollars for Projects:	\$ 8,658,007.00
Total Dollars spent as of Report date:	\$ 2,115,051.94
% of Budget spent as of Report date:	24.43%
% of Budget remaining as of Report date:	75.57%

FYI...

The amount reflected as "Total Budgeted Dollars for Projects" in the Snapshot section above is the budgeted amount for FY2010 for Board approved County projects, more specifically outlined as follows: Old Health Department Renovation (\$1,500,000); Law Enforcement Center (planning) (\$330,000); and King Street Building Renovation (\$55,000). A Budget Amendment in the amount of \$6,773,007 was made in January, 2011 to account for the Law Enforcement Project.

PARKS MAINTENANCE PROJECTS FY2011 STATUS REPORT: JANUARY 2011

FACILITY	DESCRIPTION OF EXPENDITURE	AMOUNT
Jackson Park	Lapsley & Associates - Conceptual Design Services	\$ 1,000.00
TOTAL EXPENDITURES: DECEMBER 2010		\$ 1,000.00



SNAPSHOT:

Total Budgeted Dollars for Projects:	\$ 750,000.00
Total Dollars spent as of Report date:	\$ 46,766.35
% of Budget spent as of Report date:	6.24%
% of Budget remaining as of Report date:	93.76%

FYI...

In accordance with an approved Motion from the Minutes from the August 19, 2010 Meeting of the Board of Commissioners, \$750,000 was allocated in the FY2011 budget for Parks capital projects and maintenance, with the projects allocated in the order designated as follows: Jackson Park, \$600,000 for Priority #1 Projects; Edneyville Community Park, \$50,000 project for additional soccer fields based on their master plan, recognizing it is only the beginning of the phase; Etowah projects, \$25,000; East Flat Rock Park, \$25,000 (handicapped accessible playground) designated project; Stoney Mountain Activity Center, \$50,000; and \$15,000 toward the nature trail project, trying to find the \$15,000 elsewhere in the maintenance budget, but if not it would be part of the \$600,000 allocation as next on the list. Any overages that may occur when contracts come back under cost will be used to find items further down on the list.