

**REQUEST FOR BOARD ACTION
HENDERSON COUNTY
BOARD OF COMMISSIONERS**

MEETING DATE: May 20, 2010

SUBJECT: CAPITAL / FACILITIES STATUS REPORTS:
Activity for the Month of April, 2010
(1) Henderson County Public Schools
(2) Apple Valley/North Henderson High School
HVAC Pipe Upgrade Project
(3) Apple Valley/North Henderson High School
Classroom Addition Project
(4) Blue Ridge Community College Projects

ATTACHMENTS: YES

SUMMARY OF REQUEST:

The attached Status Reports are provided for the Board's information.

BOARD ACTION REQUESTED:

No action required; for information only.

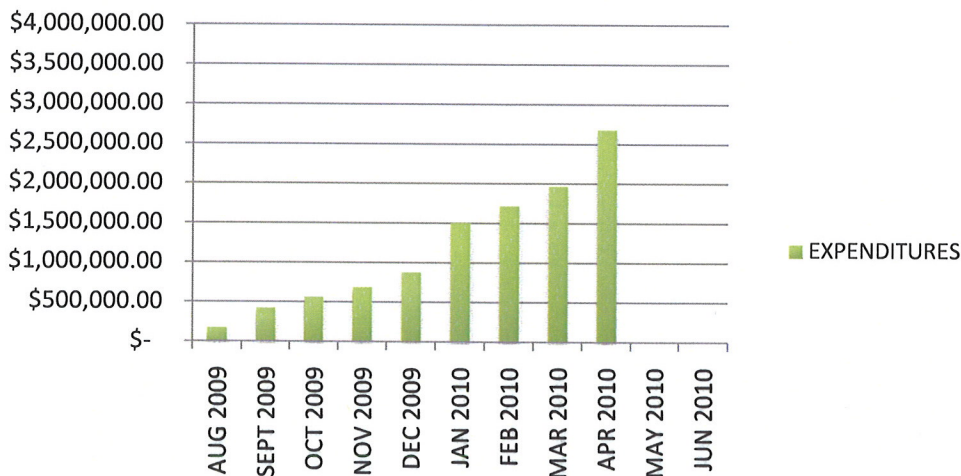
SUGGESTED MOTION:

No action required; for information only.

HCPS CAPITAL PROJECTS STATUS REPORT: APRIL 2010

PROJECT NO.	SCHOOL	CATEGORY	PROJECT COMPLETE?	ESTIMATED COST	APRIL 2010 EXPENDITURES	TOTAL COST TO DATE	TOTAL SAVINGS (applies only to completed projects)
1-C-AVM	Apple Valley Middle	Roof Projects	NO	\$ 285,000.00	\$ 4,649.55	\$ 119,363.29	N/A
2-C-DE	Dana Elementary	Roof Projects	NO	\$ 40,000.00	\$ 7,428.74	\$ 23,632.29	N/A
3-C-HVH	Hendersonville High	Roof Projects	NO	\$ 30,000.00	\$ 50.27	\$ 3,213.14	N/A
4-C-UE	Upward Elementary	Roof Projects	NO	\$ 370,000.00	\$ 90,229.75	\$ 219,849.87	N/A
11-C-FRM	Flat Rock Middle	HVAC	NO	\$ 75,000.00	\$ 2,744.77	\$ 10,980.21	N/A
12-C-RM	Rugby Middle	HVAC	NO	\$ 75,000.00	\$ 3,301.33	\$ 11,536.77	N/A
13-C-UE	Upward Elementary	HVAC	NO	\$ 173,000.00	\$ 97,237.47	\$ 110,811.06	N/A
14-C-AVM	Apple Valley Middle	Building Repair	YES	\$ 12,500.00	\$ 3,475.72	\$ 19,206.72	\$ (6,706.72)
16-C-EHH	East Henderson High	Building Repair	NO	\$ 24,500.00	\$ 14,400.00	\$ 15,819.00	N/A
17-C-WHH	West Henderson High	Building Repair	NO	\$ 24,500.00	\$ 22,500.00	\$ 23,625.00	N/A
28-C-EHH	East Henderson High	Building Repair	YES	\$ 25,000.00	\$ 68,146.18	\$ 85,096.83	\$ (60,096.83)
31-C-WHH	West Henderson High	HVAC	NO	\$ 50,000.00	\$ 6,978.69	\$ 11,414.13	N/A
32-C-EHH	East Henderson High	HVAC	NO	\$ 50,000.00	\$ 11,351.02	\$ 15,786.46	N/A
33-C-HVH	Hendersonville High	Building Repair	YES	\$ 75,000.00	\$ 2,312.50	\$ 50,250.00	\$ 24,750.00
34-C-HVH	Hendersonville High	Lighting	NO	\$ 90,000.00	\$ 30,836.00	\$ 39,787.04	N/A
38-C-EDE	Edneyville Elementary	Building Repair	NO	\$ 65,000.00	\$ 81,000.00	\$ 84,150.00	N/A
44-C-EHH	East Henderson High	HVAC	NO	\$ 185,000.00	\$ 152,730.33	\$ 168,203.92	N/A
48-C-EHH	East Henderson High	Roof Projects	NO	\$ 225,000.00	\$ 24,047.29	\$ 213,695.87	N/A
49-C-NHH	North Henderson High	Roof Projects	NO	\$ 350,000.00	\$ 57,572.46	\$ 308,634.28	N/A
59-C-HVH	Hendersonville High	Building Repair	NO	\$ 125,000.00	\$ 7,588.48	\$ 24,848.92	N/A
61-C-AE	Atkinson Elementary	Lighting	NO	\$ 40,000.00	\$ 15,789.00	\$ 39,190.70	N/A
62-C-WHH	West Henderson High	Roof Projects	NO	\$ 150,000.00	\$ 251.34	\$ 8,962.70	N/A
67-C-BAL	Balfour	Roof Projects	NO	\$ 42,000.00	\$ 8,533.38	\$ 27,453.99	N/A
N/A	SYSTEM WIDE	Financing Costs	N/A	N/A	\$ 642.63	\$ 1,889.13	N/A
				\$ 2,581,500.00	\$ 713,796.90	\$ 1,637,401.32	\$ (42,053.55)
TOTAL EXPENDITURES FOR APRIL 2010:					\$ 713,796.90		

HCPS CAPITAL PROJECTS: EXPENDITURES



Apr-10

SNAPSHOT:

# of HCPS Capital Projects Complete as of Report Date:	36
# of HCPS Capital Projects Remaining to be Completed as of Report Date:	76
% of HCPS Capital Projects Completed as of Report Date:	32.14%
% of Budget spent as of Report Date:	67.01%
% of Budget remaining to be spent as of Report Date:	32.99%
Total Dollar Amount spent as of Report Date:	\$ 2,680,391.22
Total Dollar Amount remaining to be spent as of Report Date:	\$ 1,319,608.78
Total Savings in Estimated Cost over Actual Cost for the month of April 2010: (applies ONLY to completed Projects -- Projects that are not 100% complete are not included in this calculation):	\$ (42,053.55)

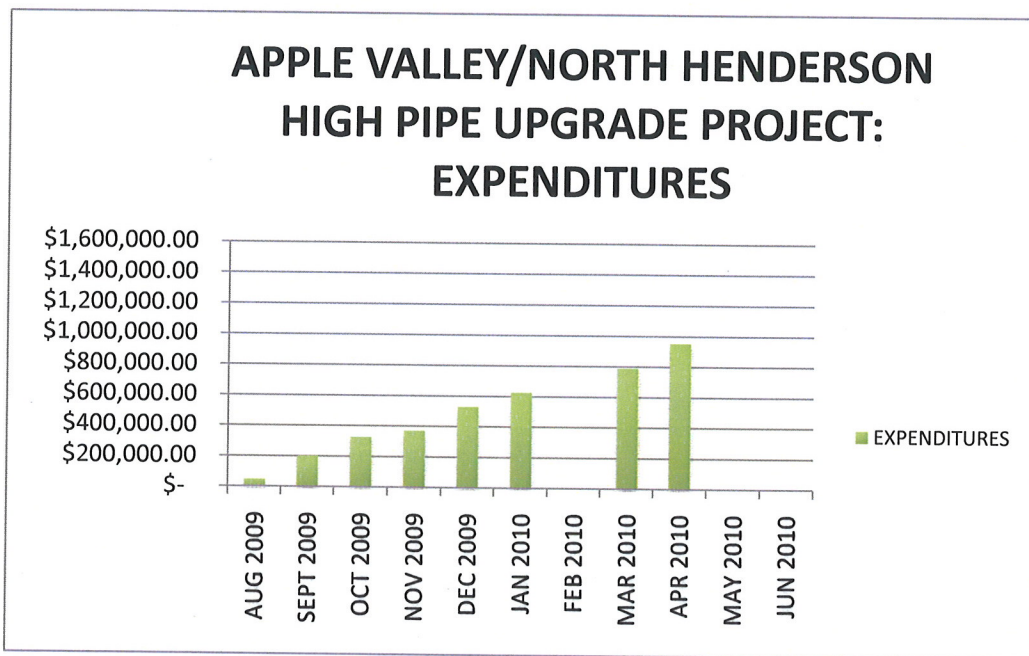
FYI...

In order to achieve maximum cost savings, some projects have been combined. In order to accurately associate the costs according to each project, invoices for combined projects have been prorated according to the budgeted cost for the projects.

The HCPS Capital Project list contains 115 projects, having an estimated cost of \$4,935,050. The Board of Commissioners has allocated \$4,000,000 toward these Capital Projects. Three of the projects on the list (Project Nos. 9, 10 and 15) were completed using FY2009 funds. The Snapshot statistics above that pertain to the number of Capital Projects completed are calculated using a total of 112 capital projects (115 projects less the 3 projects completed with FY2009 funds). When the allocated funds have been exhausted, there is a possibility that the actual projects funded will be less than 112.

**HCPS - APPLE VALLEY/NORTH HENDERSON HIGH SCHOOL
HVAC PIPE UPGRADE PROJECT
STATUS REPORT: APRIL 2010**

DESCRIPTION OF EXPENDITURE	AMOUNT
Add Services for Pipe Project	\$ 10,489.00
PH III - Pipe Project	\$ 46,327.72
PH II - Labor & Material Pipe Project	\$ 106,400.00
TOTAL EXPENDITURES: APRIL, 2010	\$ 163,216.72



SNAPSHOT:

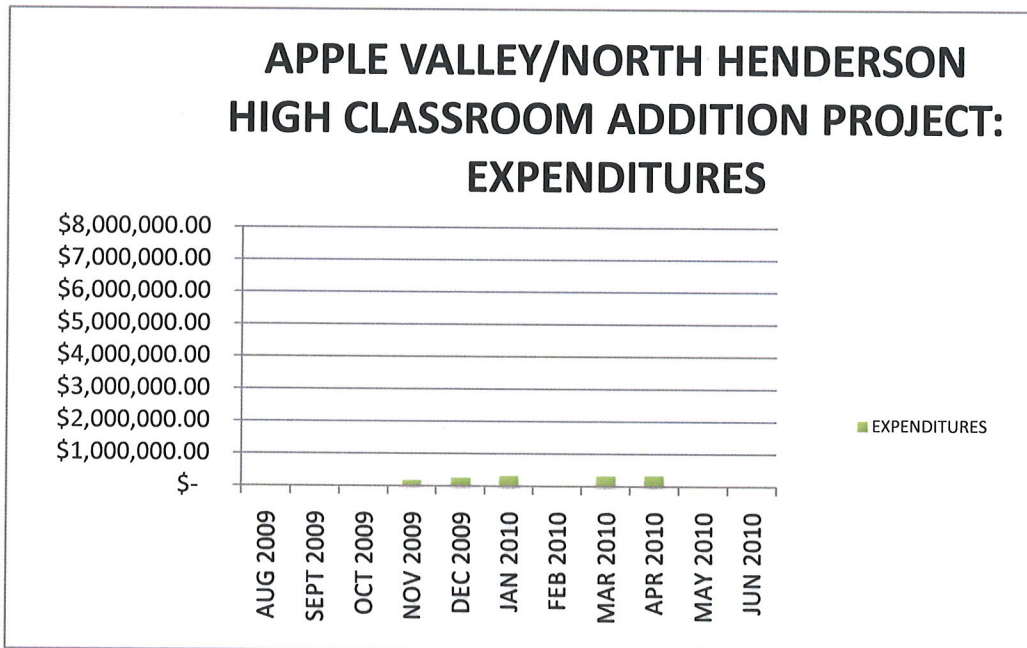
Total Budgeted Dollars for Project:	\$ 1,595,905.00
Total Dollars spent as of Report date:	\$ 954,046.47
Total Dollars remaining to be spent as of Report date:	\$ 641,858.53
% of Budget spent as of Report date:	59.78%
% of Budget remaining as of Report date:	40.22%

FYI:

In March, 2010, the budget for this project was amended from \$1,000,000 to \$1,595,905. \$595,905 was allocated from the Apple Valley / North Henderson Classroom project to offset budget overruns existing on this project.

**HCPS - APPLE VALLEY/NORTH HENDERSON HIGH SCHOOL
CLASSROOM ADDITION PROJECT
STATUS REPORT: APRIL 2010**

DESCRIPTION OF EXPENDITURE	AMOUNT
Architectural Services (4/29/2010 Invoice)	\$ 5,333.21
Architectural Services (4/8/2010 Invoice)	\$ 5,283.00
Administrative Costs (FedEx)	\$ 24.34
TOTAL EXPENDITURES: APRIL 2010	\$ 10,640.55



SNAPSHOT:

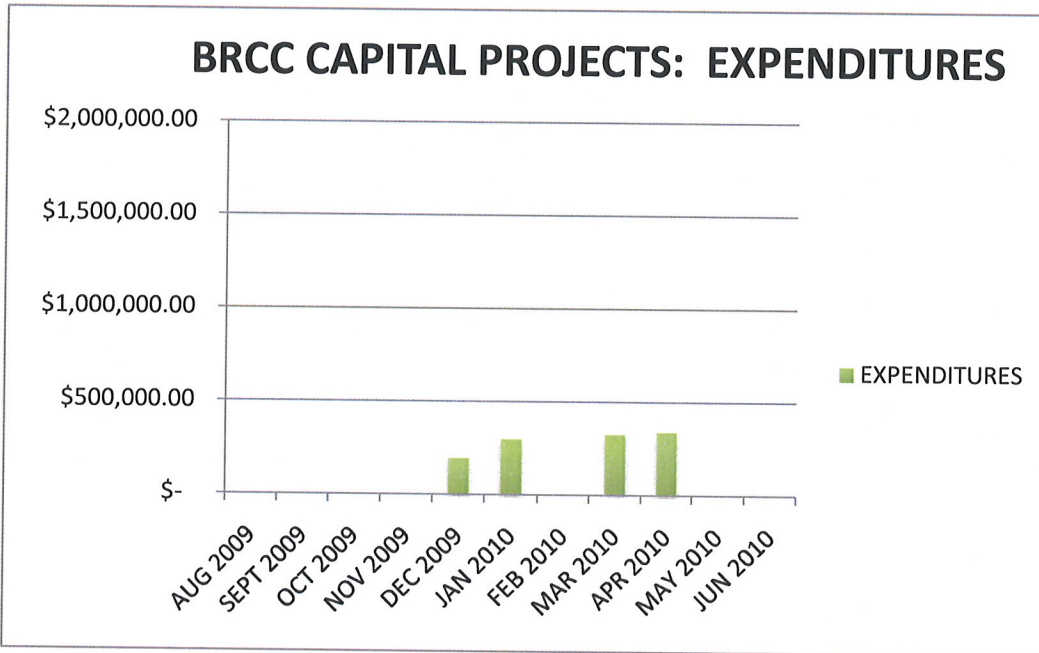
Total Budgeted Dollars for Project:	\$ 6,986,480.00
Total Dollars spent as of Report date:	\$ 344,208.56
Total Dollars remaining to be spent as of Report date:	\$ 6,642,271.44
% of Budget spent as of Report date:	4.93%
% of Budget remaining as of Report date:	95.07%

FYI:

In March, 2010, the budget for this project was amended from \$8,000,000 to \$6,986,480. \$595,905 was allocated to the Apple Valley / North Henderson Pipe Upgrade project to offset budget overruns and the remaining budgeted amount for this project over and above the bids and the contingency of \$417,615 was also removed.

BRCC CAPITAL PROJECTS STATUS REPORT: APRIL, 2010

PROJECT NO.	BUILDING	CATEGORY	PROJECT COMPLETE?	ESTIMATED COST	APRIL 2010 EXPENDITURES	TOTAL COST TO DATE	TOTAL SAVINGS (applies only to completed projects)
3-ISC-BRCC	Center	HVAC /Energy	No	\$10,000	\$ 108.96	\$ 108.96	N/A
4-A&S-BRCC	Arts & Science	HVAC /Energy	No	\$45,000	\$ 490.31	\$ 490.31	N/A
5-KIL-BRCC	Killian	HVAC /Energy	No	\$62,000	\$ 675.54	\$ 675.54	N/A
6-KIL-BRCC	Killian	HVAC /Energy	No	\$50,000	\$ 544.79	\$ 544.79	N/A
7-KIL-BRCC	Center	HVAC /Energy	No	\$30,000	\$ 326.88	\$ 326.88	N/A
8-ISC-BRCC	Center	HVAC /Energy	No	\$56,500	\$ 615.62	\$ 615.62	N/A
9-SNK-BRCC	Sink	HVAC /Energy	No	\$175,500	\$ 1,912.22	\$ 1,912.22	N/A
10-SPR-BRCC	Spearman	HVAC /Energy	No	\$79,500	\$ 866.22	\$ 866.22	N/A
11-PAT-BRCC	Patton	HVAC /Energy	No	\$50,000	\$ 544.79	\$ 544.79	N/A
12-CE-BRCC	Continuing Ed	HVAC /Energy	No	\$50,000	\$ 544.79	\$ 544.79	N/A
13-MPS-BRCC	Plumbing Skills	HVAC /Energy	No	\$22,000	\$ 239.71	\$ 239.71	N/A
14-SPR-BRCC	Spearman	HVAC /Energy	No	\$110,000	\$ 1,198.55	\$ 1,198.55	N/A
15-ISC-BRCC	Center	HVAC /Energy	No	\$75,000	\$ 817.19	\$ 817.19	N/A
16-CE-BRCC	Continuing Ed	HVAC /Energy	No	\$70,000	\$ 762.71	\$ 762.71	N/A
17-SPR-BRCC	Spearman	HVAC /Energy	No	\$75,000	\$ 817.19	\$ 817.19	N/A
18-PAT-BRCC	Patton	HVAC /Energy	No	\$150,000	\$ 1,634.38	\$ 1,634.38	N/A
19-MPS-BRCC	Plumbing Skills	HVAC /Energy	No	\$5,000	\$ 54.48	\$ 54.48	N/A
20-PAT-BRCC	Patton	Safety / ADA	No	\$10,000	\$ 108.96	\$ 108.96	N/A
21-SYS-BRCC	System	Safety / ADA	No	\$25,000	\$ 272.40	\$ 272.40	N/A
22-SPR-BRCC	Spearman	Safety / ADA	No	\$5,000	\$ 54.48	\$ 54.48	N/A
23-SPR-BRCC	Spearman	Safety / ADA	No	\$12,000	\$ 130.75	\$ 130.75	N/A
24-SNK-BRCC	Sink	Safety / ADA	No	\$30,000	\$ 326.88	\$ 326.88	N/A
25-SYS-BRCC	System	Safety / ADA	No	\$11,800	\$ 128.57	\$ 128.57	N/A
26-PAT-BRCC	Patton	Safety / ADA	No	\$17,500	\$ 190.68	\$ 190.68	N/A
27-SYS-BRCC	System	Safety / ADA	No	\$50,000	\$ 544.79	\$ 544.79	N/A
29-MPS-BRCC	Plumbing Skills	Safety / ADA	No	\$20,000	\$ 217.92	\$ 217.92	N/A
TOTALS:				\$ 1,296,800.00	\$ 14,129.76	\$ 14,129.76	N/A
TOTAL EXPENDITURES FOR APRIL 2010:					\$ 14,129.76	\$ 14,129.76	



SNAPSHOT:

# of BRCC Capital Projects Complete:	0
% of Capital Projects Complete:	0.00%
Total Dollar Amount Spent as of Report Date:	\$ 534,000.75
Total Savings in Estimated Cost over Actual Cost (applies ONLY to completed Projects -- Projects that are not 100% complete are not included in this calculation):	N/A