

**REQUEST FOR BOARD ACTION
HENDERSON COUNTY
BOARD OF COMMISSIONERS**

MEETING DATE: March 1, 2010

SUBJECT: CAPITAL / FACILITIES STATUS REPORTS:
(1) Henderson County Public Schools
(2) Apple Valley/North Henderson High School
HVAC Pipe Upgrade Project
(3) Apple Valley/North Henderson High School
Classroom Addition Project
(4) Blue Ridge Community College Projects
(5) Henderson County Facilities Projects

ATTACHMENTS: YES

SUMMARY OF REQUEST:

The attached Status Reports are provided for the Board's information.

BOARD ACTION REQUESTED:

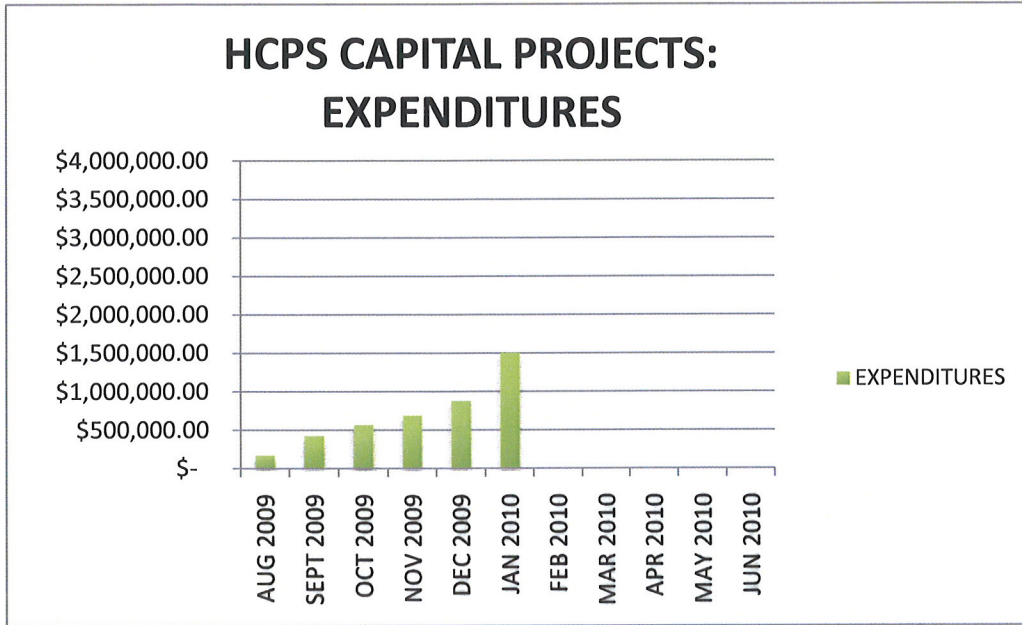
No action required; for information only.

SUGGESTED MOTION:

No action required; for information only.

HCPS CAPITAL PROJECTS STATUS REPORT: JANUARY 2010

PROJECT NO.	SCHOOL	CATEGORY	PROJECT COMPLETE?	ESTIMATED COST	JANUARY 2010 EXPENDITURES	TOTAL COST TO DATE	TOTAL SAVINGS (applies only to completed projects)
1-C-AVM	Apple Valley Middle	Roof Projects	NO	\$ 285,000.00	\$ 100,083.04	\$ 111,267.16	N/A
2-C-DE	Dana Elementary	Roof Projects	NO	\$ 40,000.00	\$ 2,537.62	\$ 4,107.32	N/A
3-C-HVH	Hendersonville High	Roof Projects	NO	\$ 30,000.00	\$ 1,821.21	\$ 2,998.49	N/A
4-C-UE	Upward Elementary	Roof Projects	NO	\$ 370,000.00	\$ 495.98	\$ 15,015.75	N/A
9-C-HVE	Hendersonville Elem	ADA	NO	\$ 20,000.00	\$ 1,750.04	\$ 5,950.16	N/A
11-C-FRM	Flat Rock Middle	HVAC	NO	\$ 75,000.00	\$ 850.00	\$ 8,235.44	N/A
12-C-RM	Rugby Middle	HVAC	NO	\$ 75,000.00	\$ 850.00	\$ 8,235.44	N/A
13-C-UE	Upward Elementary	HVAC	NO	\$ 173,000.00	\$ 1,400.00	\$ 13,573.59	N/A
14-C-AVM	Apple Valley Middle	Building Repair	NO	\$ 12,500.00	\$ 12,725.00	\$ 15,481.00	N/A
18-C-RM	Rugby Middle	Building Repair	NO	\$ 35,685.00	\$ 35,685.00	\$ 41,477.00	N/A
23-C-HVH	Hendersonville High	Paving	YES	\$ 12,000.00	\$ 9,000.00	\$ 9,474.00	\$ 2,526.00
25-C-WHH	West Henderson High	ADA	NO	\$ 40,000.00	\$ 7,312.90	\$ 24,863.85	N/A
31-C-WHH	West Henderson High	HVAC	NO	\$ 50,000.00	\$ 450.00	\$ 4,435.44	N/A
32-C-EHH	East Henderson High	HVAC	NO	\$ 50,000.00	\$ 450.00	\$ 4,435.44	N/A
33-C-HVH	Hendersonville High	Building Repair	NO	\$ 75,000.00	\$ 44,937.50	\$ 47,937.50	N/A
35-C-AE	Atkinson Elementary	Building Repair	NO	\$ 20,000.00	\$ 9,000.00	\$ 11,750.00	N/A
37-C-CO	Central Office	Building Repair	NO	\$ 25,000.00	\$ 18,900.00	\$ 19,890.00	N/A
44-C-EHH	East Henderson High	HVAC	NO	\$ 185,000.00	\$ 1,600.00	\$ 15,473.59	N/A
46-C-HVE	Hendersonville Elem	Building Repair	YES	\$ 12,000.00	\$ 250.00	\$ 18,816.40	\$ (6,816.40)
48-C-EHH	East Henderson High	Roof Projects	NO	\$ 225,000.00	\$ 127,330.61	\$ 136,160.21	N/A
49-C-NHH	North Henderson High	Roof Projects	NO	\$ 350,000.00	\$ 160,178.42	\$ 173,913.34	N/A
51-C-HVH	Hendersonville High	Covered Walkway	YES	\$ 35,000.00	\$ 1,000.00	\$ 54,988.00	\$ (19,988.00)
57-C-EDE	Edneyville Elementary	ADA	NO	\$ 18,000.00	\$ 3,472.67	\$ 11,807.07	N/A
58-C-EHH	East Henderson High	Building Repair	NO	\$ 30,000.00	\$ 22,577.00	\$ 25,223.00	N/A
59-C-HVH	Hendersonville High	Building Repair	NO	\$ 125,000.00	\$ 1,800.00	\$ 17,260.44	N/A
61-C-AE	Atkinson Elementary	Lighting	NO	\$ 40,000.00	\$ 402.55	\$ 4,570.68	N/A
62-C-WHH	West Henderson High	Roof Projects	NO	\$ 150,000.00	\$ 2,003.07	\$ 7,889.47	N/A
67-C-BAL	Balfour	Roof Projects	NO	\$ 42,000.00	\$ 2,202.30	\$ 3,850.50	N/A
68-C-HVE	Hendersonville Elem	ADA	NO	\$ 20,000.00	\$ 3,094.13	\$ 10,520.04	N/A
72-C-EDE	Edneyville Elementary	Lighting	NO	\$ 30,000.00	\$ 301.92	\$ 3,446.29	N/A
73-C-FRM	Flat Rock Middle	ADA	NO	\$ 20,000.00	\$ 4,138.31	\$ 14,070.24	N/A
74-C-RM	Rugby Middle	ADA	NO	\$ 20,000.00	\$ 3,981.95	\$ 13,538.64	N/A
76-C-EHH	East Henderson High	Paving	YES	\$ 40,000.00	\$ 40,487.50	\$ 42,067.51	\$ (2,067.51)
				\$ 2,730,185.00	\$ 623,068.72	\$ 902,723.00	\$ (26,345.91)
TOTAL EXPENDITURES FOR JANUARY 2010:					\$ 623,068.72		



SNAPSHOT:

# of HCPS Capital Projects Complete as of Report Date:	31
# of HCPS Capital Projects Remaining to be Completed as of Report Date:	81
% of HCPS Capital Projects Completed as of Report Date:	27.68%
% of Budget spent as of Report Date:	37.60%
% of Budget remaining to be spent as of Report Date:	62.40%
Total Dollar Amount spent as of Report Date:	\$ 1,504,061.25
Total Dollar Amount remaining to be spent as of Report Date:	\$ 2,495,938.75
Total Savings in Estimated Cost over Actual Cost for the month of January 2010: (applies ONLY to completed Projects -- Projects that are not 100% complete are not included in this calculation):	\$ (26,345.91)

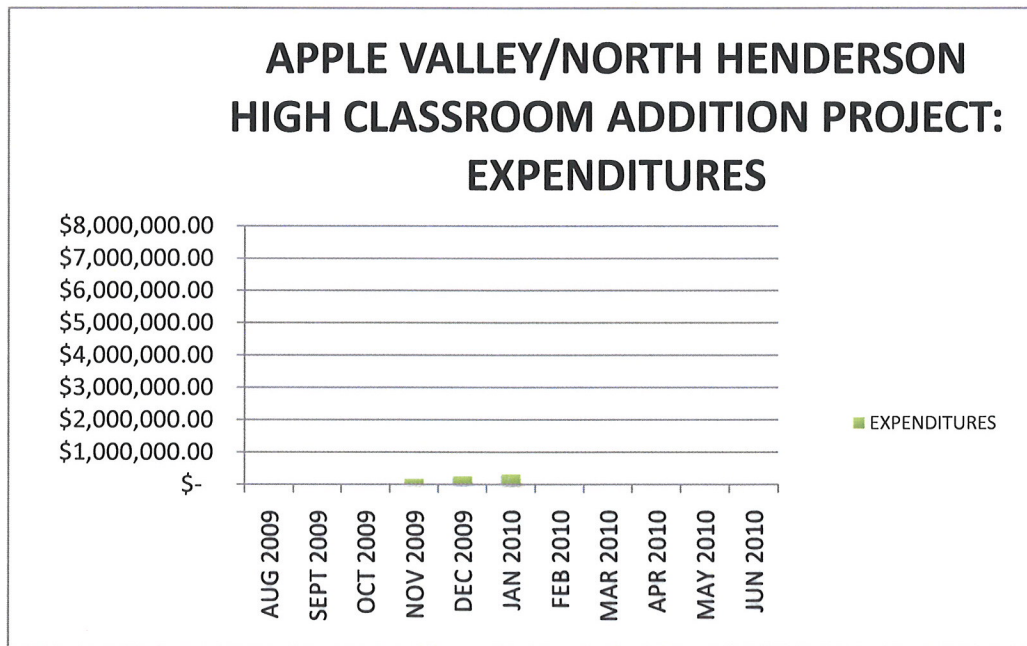
FYI...

In order to achieve maximum cost savings, some projects have been combined. In order to accurately associate the costs according to each project, invoices for combined projects have been prorated according to the budgeted cost for the projects.

The HCPS Capital Project list contains 115 projects, having an estimated cost of \$4,935,050. The Board of Commissioners has allocated \$4,000,000 toward these Capital Projects. Three of the projects on the list (Project Nos. 9, 10 and 15) were completed using FY2009 funds. The Snapshot statistics above that pertain to the number of Capital Projects completed are calculated using a total of 112 capital projects (115 projects less the 3 projects completed with FY2009 funds). When the allocated funds have been exhausted, there is a possibility that the actual projects funded will be less than 112.

**HCPS - APPLE VALLEY/NORTH HENDERSON HIGH SCHOOL
CLASSROOM ADDITION PROJECT
STATUS REPORT: JANUARY 2010**

DESCRIPTION OF EXPENDITURE	AMOUNT
Architectural Services	\$ 33,866.40
Architectural Services	\$ 27,306.24
TOTAL EXPENDITURES: JANUARY 2010	\$ 61,172.64

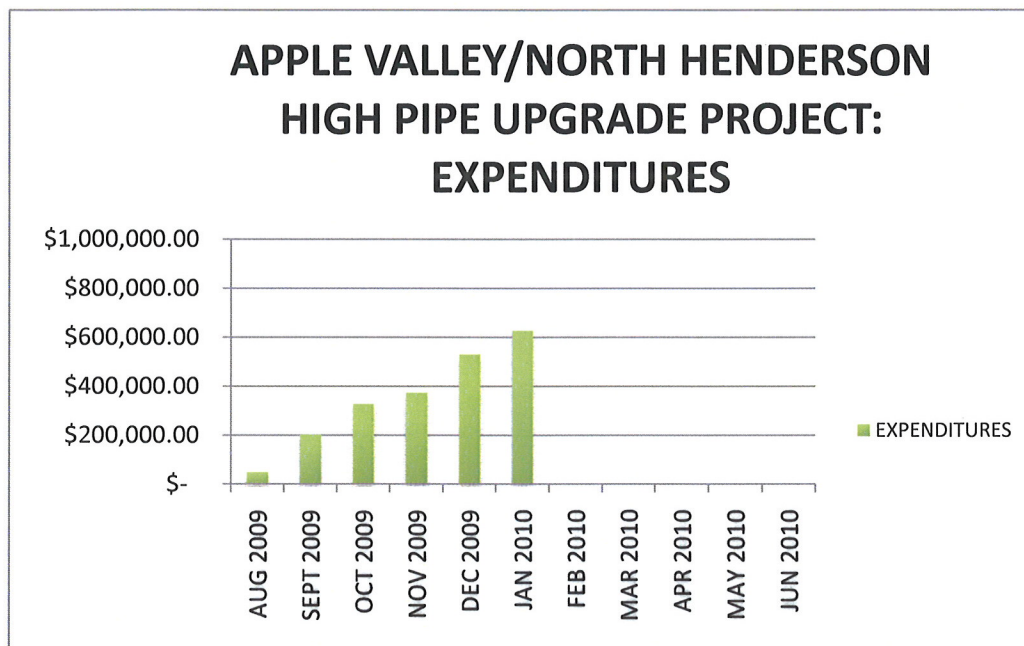


SNAPSHOT:

Total Budgeted Dollars for Project:	\$ 8,000,000.00
Total Dollars spent as of Report date:	\$ 325,387.24
Total Dollars remaining to be spent as of Report date:	\$ 7,674,612.76
% of Budget spent as of Report date:	4.07%
% of Budget remaining as of Report date:	95.93%

**HCPS - APPLE VALLEY/NORTH HENDERSON HIGH SCHOOL
HVAC PIPE UPGRADE PROJECT
STATUS REPORT: JANUARY 2010**

DESCRIPTION OF EXPENDITURE	AMOUNT
Mechanical Engineering & Design Services	\$ 13,347.42
Piping Upgrade	\$ 3,800.00
Piping Upgrade - Retainage Payment	\$ 23,049.45
Phase II Piping Work	\$ 57,000.00
	\$ 97,196.87

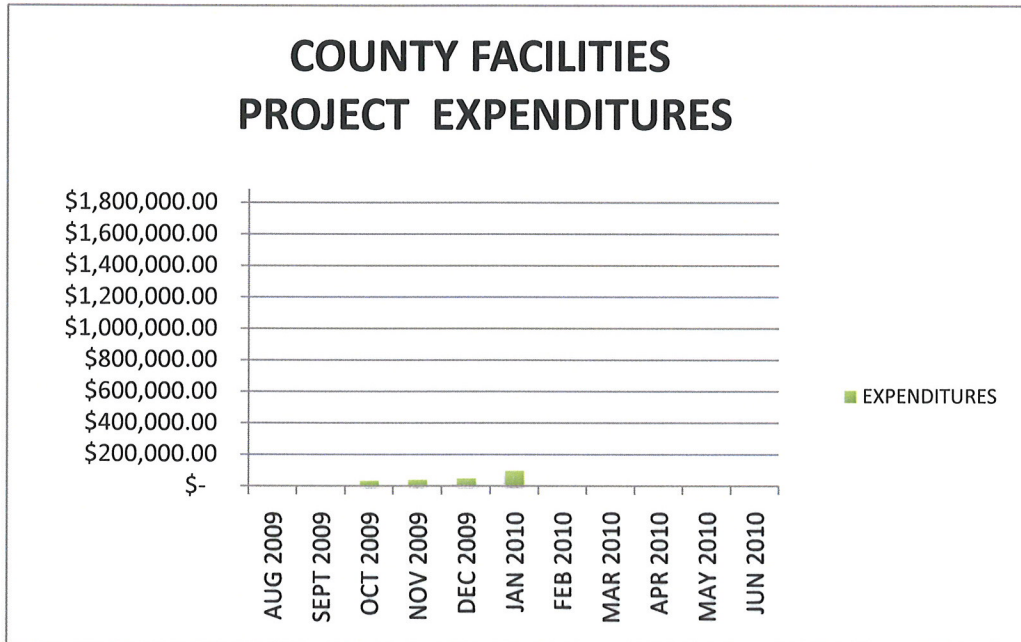


SNAPSHOT:

Total Budgeted Dollars for Project:	\$ 1,000,000.00
Total Dollars spent as of Report date:	\$ 627,809.75
Total Dollars remaining to be spent as of Report date:	\$ 372,190.25
% of Budget spent as of Report date:	62.78%
% of Budget remaining as of Report date:	37.22%

HENDERSON COUNTY CAPITAL PROJECTS FY2010 STATUS REPORT: JANUARY 2010

FACILITY	DESCRIPTION OF EXPENDITURE	AMOUNT
Law Enforcement	Architect Fees	\$ 25,354.80
Law Enforcement	Architect Fees	\$ 21,186.00
Law Enforcement	Geophysical Services	\$ 1,700.00
Former Health Building	Asbestos Removal and Disposal	\$ 1,560.00
TOTAL EXPENDITURES: JANUARY 2010		\$ 49,800.80



SNAPSHOT:

Total Budgeted Dollars for Projects:	\$ 1,885,000.00
Total Dollars spent as of Report date:	\$ 97,125.80
% of Budget spent as of Report date:	5.15%
% of Budget remaining as of Report date:	94.85%

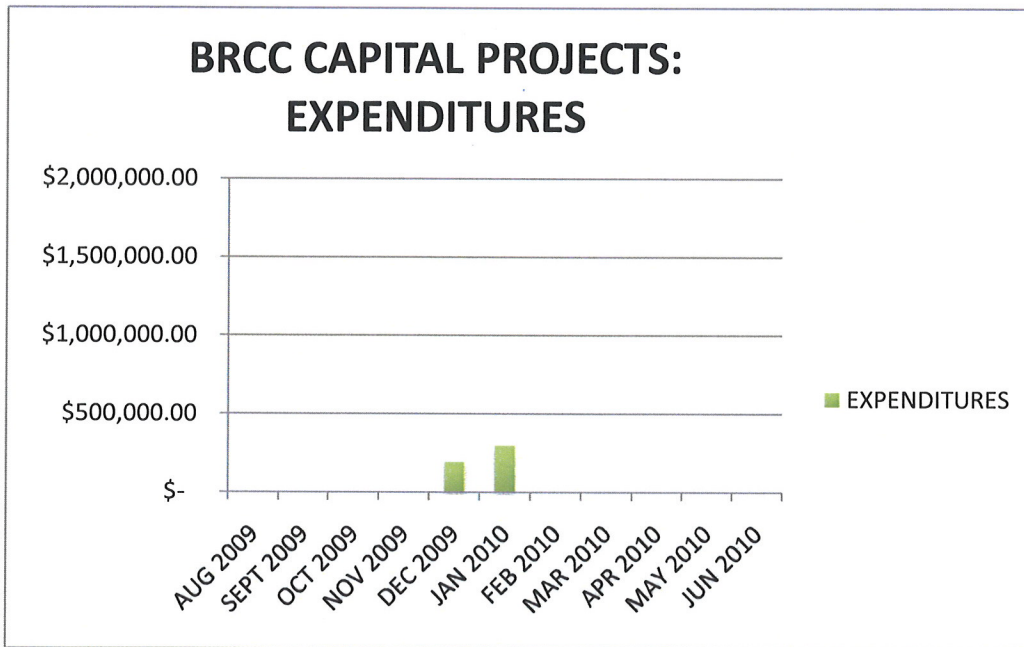
FYI...

The amount reflected as "Total Budgeted Dollars for Projects" in the Snapshot section above is the budgeted amount for FY2010 for Board approved County projects, more specifically outlined as follows: Old Health Department Renovation (\$1,500,000); Law Enforcement Center (planning) (\$330,000); and King Street Building Renovation (\$55,000).

The amount reflected as "Total Dollars spent as of Report date" has been revised to remove \$20,522 in costs associated with the demolition of the old Water Department Building. This project was included in the Central Services Departmental budget and is not reflected in the total Budgeted Dollars for the County Capital Projects above (\$1,885,000).

BRCC CAPITAL PROJECTS STATUS REPORT: JANUARY, 2010

PROJECT NO.	BUILDING	CATEGORY	PROJECT COMPLETE?	ESTIMATED COST	JANUARY 2010 EXPENDITURES	TOTAL COST TO DATE	TOTAL SAVINGS (applies only to completed projects)
1768-SPR-BRCC	Spearman	Roof Projects	NO	\$ 300,000.00	\$ 104,220.00	\$ 298,400.00	N/A
TOTALS:				\$ 300,000.00	\$ 104,220.00	\$ 298,400.00	N/A
TOTAL EXPENDITURES FOR JANUARY 2010:					\$ 104,220.00	\$ 298,400.00	



SNAPSHOT:

# of BRCC Capital Projects Complete:	0
% of Capital Projects Complete:	0.00%
Total Dollar Amount Spent as of Report Date:	\$ 492,580.00
Total Savings in Estimated Cost over Actual Cost (applies ONLY to completed Projects -- Projects that are not 100% complete are not included in this calculation):	N/A