

**REQUEST FOR BOARD ACTION  
HENDERSON COUNTY  
BOARD OF COMMISSIONERS**

**MEETING DATE:** January 4, 2010

**SUBJECT:** CAPITAL / FACILITIES STATUS REPORTS:  
(1) Henderson County Public Schools  
(2) Apple Valley/North Henderson High School  
HVAC Pipe Upgrade Project  
(3) Apple Valley/North Henderson High School  
Classroom Addition Project  
(4) Henderson County Facilities Projects

**ATTACHMENTS:** YES

**SUMMARY OF REQUEST:**

The attached Status Reports are provided for the Board's information.

**BOARD ACTION REQUESTED:**

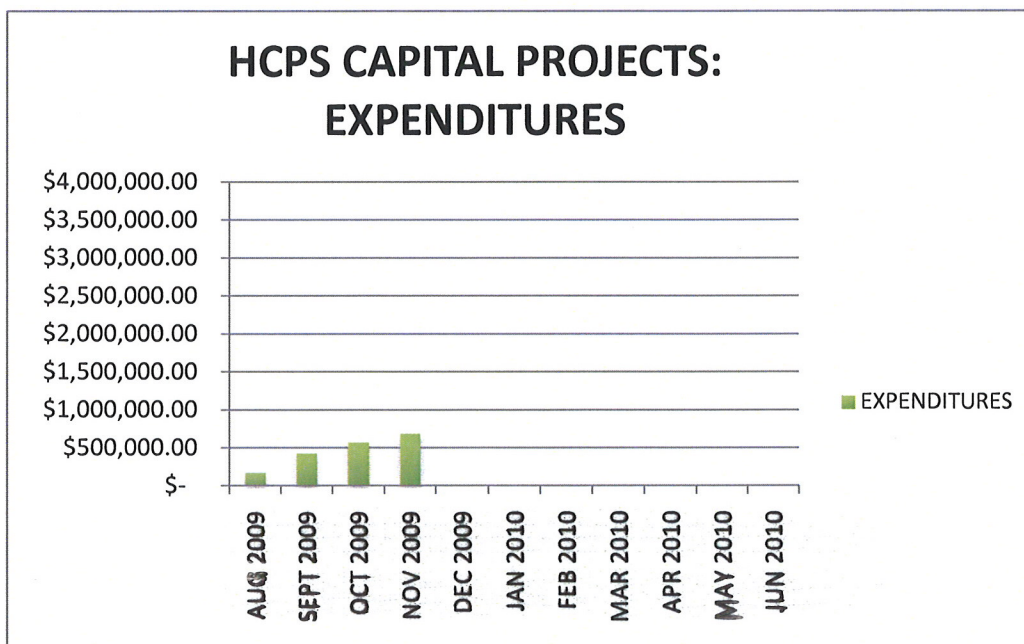
No action required; for information only.

**SUGGESTED MOTION:**

No action required; for information only.

## HCPS CAPITAL PROJECTS STATUS REPORT: NOVEMBER, 2009

PROJECT NO.	SCHOOL	CATEGORY	PROJECT COMPLETE?	ESTIMATED COST	NOVEMBER 2009 EXPENDITURES	TOTAL COST TO DATE	TOTAL SAVINGS (applies only to completed projects)
11-C-FRM	Flat Rock Middle	HVAC	No	\$ 75,000.00	\$ 7,385.44	\$ 7,385.44	N/A
12-C-RM	Rugby Middle	HVAC	No	\$ 75,000.00	\$ 7,385.44	\$ 7,385.44	N/A
13-C-UE	Upward Elementary	HVAC	No	\$ 173,000.00	\$ 12,173.59	\$ 12,173.59	N/A
31-C-WHH	West Henderson High	HVAC	No	\$ 50,000.00	\$ 3,985.44	\$ 3,985.44	N/A
32-C-EHH	East Henderson High	HVAC	No	\$ 50,000.00	\$ 3,985.44	\$ 3,985.44	N/A
34-C-HVH	Hendersonville High	Lighting	No	\$ 90,000.00	\$ 585.20	\$ 6,848.96	N/A
36-C-AE	Atkinson Elementary	Building Repair	YES	\$ 7,000.00	\$ 2,442.66	\$ 2,442.66	\$ 4,557.34
44-C-EHH	East Henderson High	HVAC	No	\$ 185,000.00	\$ 13,873.59	\$ 13,873.59	N/A
49-C-NHH	North Henderson High	Roof Projects	No	\$ 350,000.00	\$ 29,728.00	\$ 43,462.92	N/A
59-C-HVH	Hendersonville High	Building Repair	No	\$ 125,000.00	\$ 15,460.44	\$ 15,460.44	N/A
61-C-AE	Atkinson Elementary	Lighting	No	\$ 40,000.00	\$ 1,945.13	\$ 4,168.13	N/A
64-C-AE	Atkinson Elementary	Building Repair	YES	\$ 5,000.00	\$ 1,370.33	\$ 1,370.33	\$ 3,629.67
65-C-BDE	Bruce Drysdale Elem	Building Repair	YES	\$ 14,000.00	\$ 12,413.00	\$ 12,413.00	\$ 1,587.00
70-C-BDE	Bruce Drysdale Elem	Door Replacement	YES	\$ 7,000.00	\$ 3,223.91	\$ 3,223.91	\$ 3,776.09
72-C-EDE	Edneyville Elementary	Lighting	No	\$ 30,000.00	\$ 1,467.37	\$ 3,144.37	N/A
75-C-FRM	Flat Rock Middle	Door Replacement	YES	\$ 4,500.00	\$ 3,416.00	\$ 3,416.00	\$ 1,084.00
				<b>\$ 1,280,500.00</b>	<b>\$ 120,840.98</b>	<b>\$ 144,739.66</b>	<b>\$ 14,634.10</b>
<b>TOTAL EXPENDITURES FOR NOVEMBER, 2009:</b>					<b>\$ 120,840.98</b>		



**SNAPSHOT:**

<b># of HCPS Capital Projects Complete as of Report Date:</b>	<b>20</b>
<b># of HCPS Capital Projects Remaining to be Completed as of Report Date:</b>	<b>92</b>
<b>% of HCPS Capital Projects Completed as of Report Date:</b>	<b>17.86%</b>
<b>% of Budget spent as of Report Date:</b>	<b>17.23%</b>
<b>% of Budget remaining to be spent as of Report Date:</b>	<b>82.77%</b>
<b>Total Dollar Amount spent as of Report Date:</b>	<b>\$ 689,317.69</b>
<b>Total Dollar Amount remaining to be spent as of Report Date:</b>	<b>\$ 3,310,682.31</b>
<b>Total Savings in Estimated Cost over Actual Cost for the month of November, 2009:</b> (applies ONLY to completed Projects -- Projects that are not 100% complete are not included in this calculation):	<b>\$ 14,634.10</b>

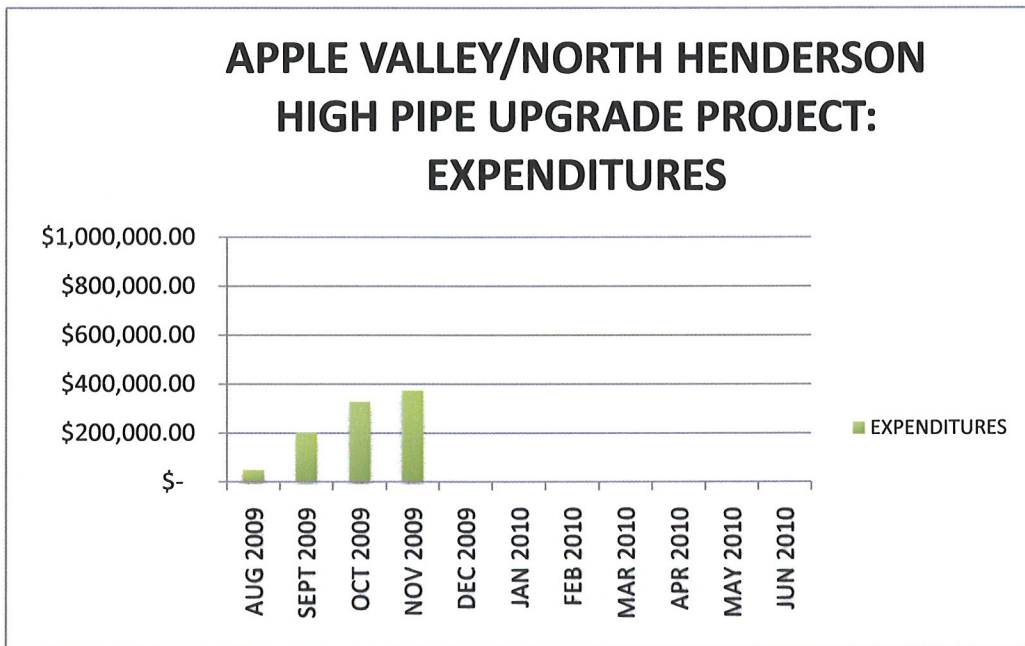
**FYI...**

In order to achieve maximum cost savings, some projects have been combined. In order to accurately associate the costs according to each project, invoices for combined projects have been prorated according to the budgeted cost for the projects.

The HCPS Capital Project list contains 115 projects, having an estimated cost of \$4,935,050. The Board of Commissioners has allocated \$4,000,000 toward these Capital Projects. Three of the projects on the list (Project Nos. 9, 10 and 15) were completed using FY2009 funds. The Snapshot statistics above that pertain to the number of Capital Projects completed are calculated using a total of 112 capital projects (115 projects less the 3 projects completed with FY2009 funds). When the allocated funds have been exhausted, there is a possibility that the actual projects funded will be less than 112.

**HCPS - APPLE VALLEY/NORTH HENDERSON HIGH SCHOOL  
HVAC PIPE UPGRADE PROJECT  
STATUS REPORT: NOVEMBER, 2009**

DESCRIPTION OF EXPENDITURE	AMOUNT
Mechanical Engineering Design Services - Phase 2	\$ 45,649.83
<b>3</b>	<b>\$ 45,649.83</b>

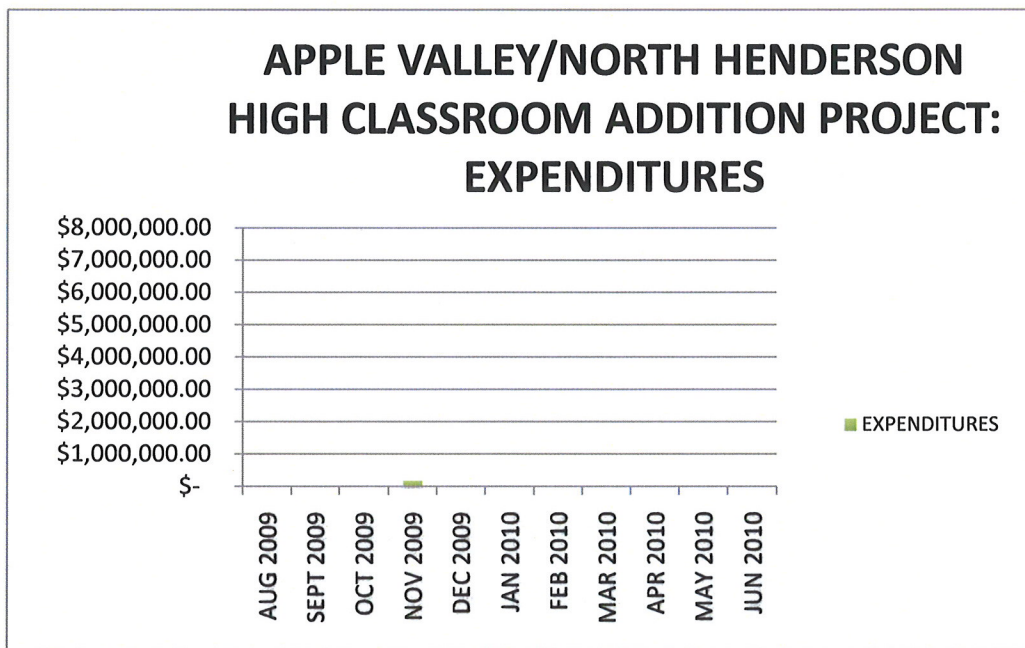


**SNAPSHOT:**

<b>Total Budgeted Dollars for Project:</b>	<b>\$ 1,000,000.00</b>
<b>Total Dollars spent as of Report date:</b>	<b>\$ 373,398.33</b>
<b>Total Dollars remaining to be spent as of Report date:</b>	<b>\$ 626,601.67</b>
<b>% of Budget spent as of Report date:</b>	<b>37.34%</b>
<b>% of Budget remaining as of Report date:</b>	<b>62.66%</b>

**HCPS - APPLE VALLEY/NORTH HENDERSON HIGH SCHOOL  
CLASSROOM ADDITION PROJECT  
STATUS REPORT: NOVEMBER, 2009**

DESCRIPTION OF EXPENDITURE	AMOUNT
Geotechnical Services	\$ 1,750.00
Artchitectural Services	\$ 182,878.56
<b>TOTAL EXPENDITURES: NOVEMBER, 2009</b>	<b>\$ 182,878.56</b>

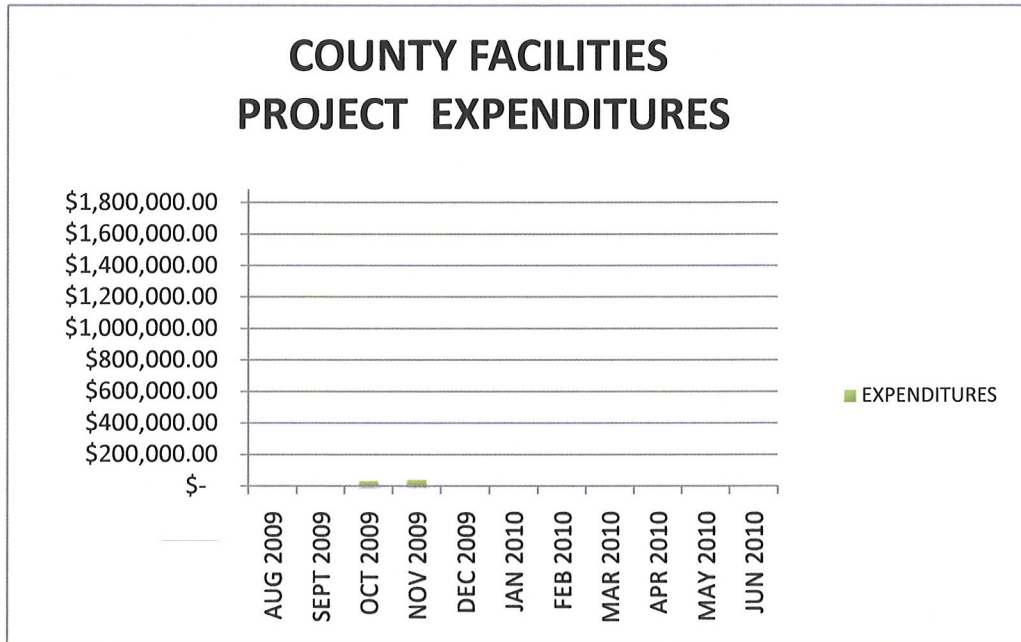


**SNAPSHOT:**

<b>Total Budgeted Dollars for Project:</b>	<b>\$ 8,000,000.00</b>
<b>Total Dollars spent as of Report date:</b>	<b>\$ 184,628.56</b>
<b>Total Dollars remaining to be spent as of Report date:</b>	<b>\$ 7,815,371.44</b>
<b>% of Budget spent as of Report date:</b>	<b>2.31%</b>
<b>% of Budget remaining as of Report date:</b>	<b>97.69%</b>

## HENDERSON COUNTY CAPITAL PROJECTS FY2010 STATUS REPORT: NOVEMBER, 2009

FACILITY	DESCRIPTION OF EXPENDITURE	AMOUNT
Law Enforcement Center	Professional Services	\$ 3,346.80
Law Enforcement Center	Architect & Engineer Fees	\$ 24,075.00
<b>TOTAL EXPENDITURES: NOVEMBER, 2009</b>		<b>\$ 27,421.80</b>



### SNAPSHOT:

<b>Total Budgeted Dollars for Projects:</b>	<b>\$ 1,885,000.00</b>
<b>Total Dollars spent as of Report date:</b>	<b>\$ 40,574.40</b>
<b>% of Budget spent as of Report date:</b>	<b>2.15%</b>
<b>% of Budget remaining as of Report date:</b>	<b>97.85%</b>

### FYI...

The amount reflected as "Total Budgeted Dollars for Projects" in the Snapshot section above is the budgeted amount for FY2010 for Board approved County projects, more specifically outlined as follows: Old Health Department Renovation (\$1,500,000); Law Enforcement Center (planning) (\$330,000); and King Street Building Renovation (\$55,000).

The amount reflected as "Total Dollars spent as of Report date" has been revised to remove \$20,522 in costs associated with the demolition of the old Water Department Building. This project was included in the Central Services Departmental budget and is not reflected in the total Budgeted Dollars for the County Capital Projects above (\$1,885,000).