

**REQUEST FOR BOARD ACTION
HENDERSON COUNTY
BOARD OF COMMISSIONERS**

MEETING DATE: November 18, 2009

SUBJECT: CAPITAL / FACILITIES STATUS REPORTS:
(1) Henderson County Public Schools
(2) Apple Valley/North Henderson High School
HVAC Pipe Upgrade Project
(3) Henderson County Facilities Projects

ATTACHMENTS: YES

SUMMARY OF REQUEST:

The attached Status Reports are provided for the Board's information.

BOARD ACTION REQUESTED:

No action required; for information only.

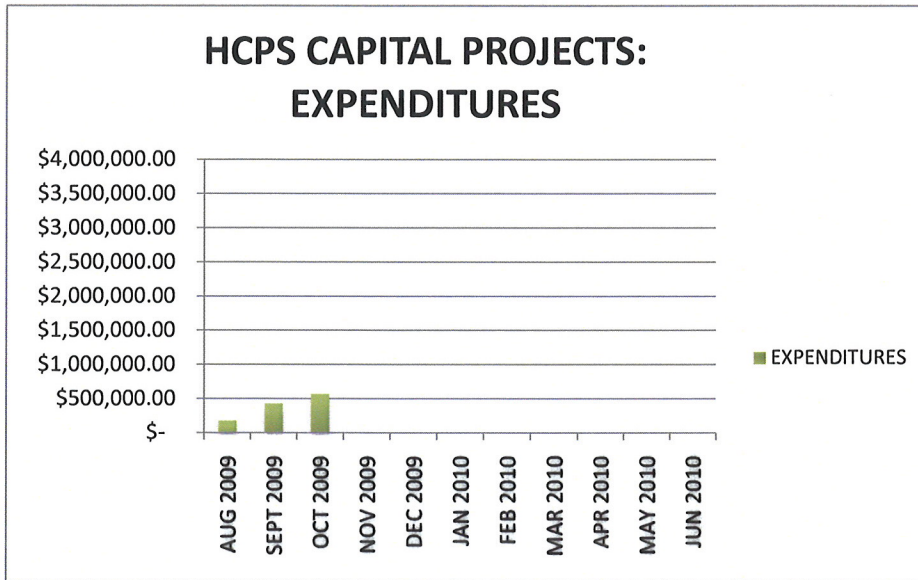
SUGGESTED MOTION:

No action required; for information only.

HCPS CAPITAL PROJECTS STATUS REPORT: OCTOBER, 2009

PROJECT NO.	SCHOOL	CATEGORY	PROJECT COMPLETE?	ESTIMATED COST	OCTOBER 2009 EXPENDITURES	TOTAL COST TO DATE	TOTAL SAVINGS (applies only to completed projects)
1-C-AVM	Apple Valley Middle	Roof Projects	No	\$ 285,000.00	\$ 5,592.06	\$ 11,184.12	N/A
2-C-DE	Dana Elementary	Roof Projects	No	\$ 40,000.00	\$ 784.85	\$ 1,569.70	N/A
3-C-HVH	Hendersonville High	Roof Projects	No	\$ 30,000.00	\$ 588.64	\$ 1,177.28	N/A
4-C-UE	Upward Elementary	Roof Projects	No	\$ 370,000.00	\$ 7,259.88	\$ 14,519.77	N/A
16-C-EHH	East Henderson High	Building Repair	No	\$ 24,500.00	\$ 750.00	\$ 1,125.00	N/A
17-C-WHH	West Henderson High	Building Repair	No	\$ 24,500.00	\$ 750.00	\$ 1,125.00	N/A
18-C-RM	Rugby Middle	Building Repair	No	\$ 67,750.00	\$ 3,878.00	\$ 5,792.00	N/A
19-C-HVE	Hendersonville Elem	Building Repair	YES	\$ 30,000.00	\$ 24,183.00	\$ 24,183.00	\$ 5,817.00
23-C-HVH	Hendersonville High	Paving	No	\$ 12,000.00	\$ 140.67	\$ 474.00	N/A
24-C-WHH	West Henderson High	Paving	No	\$ 39,000.00	\$ 477.17	\$ 1,560.50	N/A
28-C-EHH	East Henderson High	Building Repair	No	\$ 25,000.00	\$ 1,600.00	\$ 1,600.00	N/A
29-C-WHH	West Henderson High	Building Repair	No	\$ 25,000.00	\$ 1,600.00	\$ 1,600.00	N/A
30-C-EDE	Edneyville Elementary	Paving	No	\$ 20,000.00	\$ 234.44	\$ 790.00	N/A
34-C-HVH	Hendersonville High	Lighting	No	\$ 90,000.00	\$ 863.20	\$ 6,263.76	N/A
35-C-AE	Atkinson Elementary	Building Repair	No	\$ 20,000.00	\$ 2,000.00	\$ 2,750.00	N/A
37-C-CO	Central Office	Building Repair	No	\$ 25,000.00	\$ 660.00	\$ 990.00	N/A
38-C-EDE	Edneyville Elementary	Building Repair	No	\$ 65,000.00	\$ 2,100.00	\$ 3,150.00	N/A
39-C-FRM	Flat Rock Middle	Building Repair	YES	\$ 7,500.00	\$ 7,780.59	\$ 7,780.59	\$ (280.59)
46-C-HVE	Hendersonville Elem	Building Repair	YES	\$ 12,000.00	\$ 8,820.25	\$ 18,566.40	\$ (6,566.40)
47-C-FRM	Flat Rock Middle	Paving	No	\$ 35,000.00	\$ 410.28	\$ 1,382.50	N/A
48-C-EHH	East Henderson High	Roof Projects	No	\$ 225,000.00	\$ 4,414.80	\$ 8,829.60	N/A
49-C-NHH	North Henderson High	Roof Projects	No	\$ 350,000.00	\$ 6,867.46	\$ 13,734.92	N/A
51-C-HVH	Hendersonville High	Covered Walkway	No	\$ 35,000.00	\$ 19,760.00	\$ 24,260.00	N/A
52-C-BAL	Balfour	Door Replacement	YES*	\$ 7,500.00	\$ 20,650.00	\$ 20,650.00	\$ (13,150.00)
55-C-FRM	Flat Rock Middle	Building Repair	YES	\$ 8,000.00	\$ 3,249.78	\$ 3,249.78	\$ 4,750.22
56-C-RM	Rugby Middle	Building Repair	YES	\$ 8,000.00	\$ 3,249.78	\$ 3,249.78	\$ 4,750.22
58-C-EHH	East Henderson High	Building Repair	No	\$ 30,000.00	\$ 1,764.00	\$ 2,646.00	N/A
61-C-AE	Atkinson Elementary	Lighting	No	\$ 40,000.00	\$ 2,223.00	\$ 2,223.00	N/A
62-C-WHH	West Henderson High	Roof Projects	No	\$ 150,000.00	\$ 2,943.20	\$ 5,886.40	N/A
63-C-UE	Upward Elementary	Paving	No	\$ 34,000.00	\$ 398.56	\$ 1,343.00	N/A
67-C-BAL	Balfour	Roof Projects	No	\$ 42,000.00	\$ 824.10	\$ 1,648.20	N/A
71-C-FRM	Flat Rock Middle	Door Replacement	YES	\$ 12,500.00	\$ 1,490.00	\$ 1,490.00	\$ 11,010.00
72-C-EDE	Edneyville Elementary	Lighting	No	\$ 30,000.00	\$ 1,677.00	\$ 1,677.00	N/A
76-C-EHH	East Henderson High	Paving	No	\$ 40,000.00	\$ 468.89	\$ 1,580.01	N/A
				\$ 2,259,250.00	\$ 140,453.60	\$ 200,051.31	\$ 6,330.45
TOTAL EXPENDITURES FOR OCTOBER, 2009:					\$ 140,453.60		

*See explanation in "FYI" Section below



SNAPSHOT:

# of HCPS Capital Projects Complete as of Report Date:	15
# of HCPS Capital Projects Remaining to be Completed as of Report Date:	97
% of HCPS Capital Projects Completed as of Report Date:	13.39%
% of Budget spent as of Report Date:	14.21%
% of Budget remaining to be spent as of Report Date:	85.79%
Total Dollar Amount spent as of Report Date:	\$ 568,476.71
Total Dollar Amount remaining to be spent as of Report Date:	\$ 3,431,523.29
Total Savings in Estimated Cost over Actual Cost for the month of October, 2009: (applies ONLY to completed Projects -- Projects that are not 100% complete are not included in this calculation):	\$ 6,330.45

FYI...

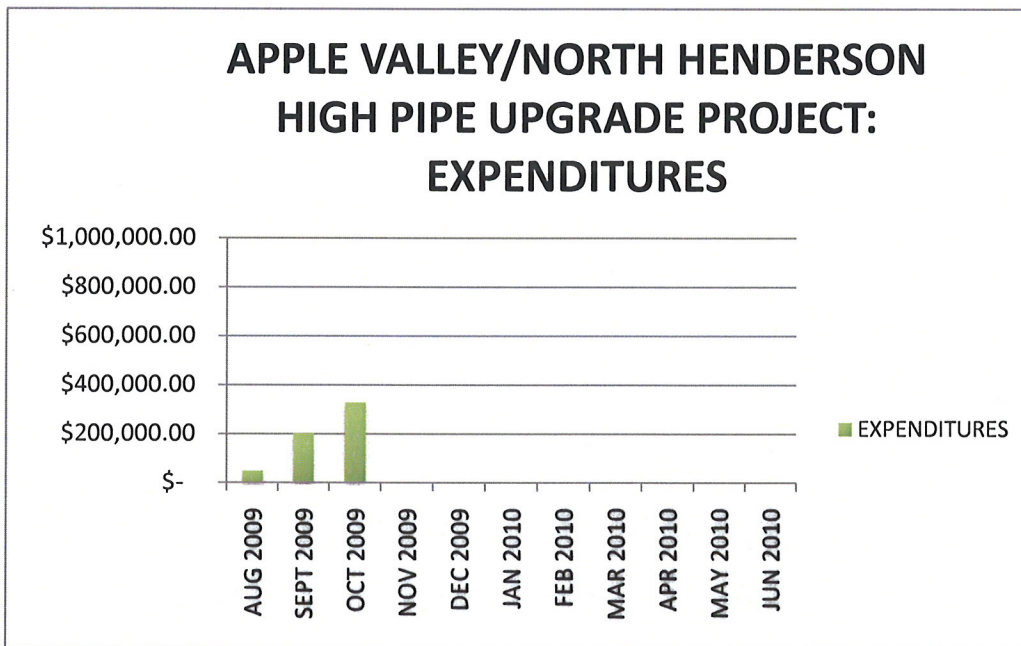
In order to achieve maximum cost savings, some projects have been combined. In order to accurately associate the costs according to each project, invoices for combined projects have been prorated according to the budgeted cost for the projects.

The HCPS Capital Project list contains 115 projects, having an estimated cost of \$4,935,050. The Board of Commissioners has allocated \$4,000,000 toward these Capital Projects. Three of the projects on the list (Project Nos. 9, 10 and 15) were completed using FY2009 funds. The Snapshot statistics above that pertain to the number of Capital Projects completed are calculated using a total of 112 capital projects (115 projects less the 3 projects completed with FY2009 funds). When the allocated funds have been exhausted, there is a possibility that the actual projects funded will be less than 112.

*Project No. 52-C-BAL was over budget by \$14,640.00. The reason for this overrun is because the scope of work was changed from what was originally planned. This original scope of this project was to replace bathroom partitions in Building 1 at Balfour School. The scope was later amended to include replace all bathroom partitions at Balfour School.

**HCPS - APPLE VALLEY/NORTH HENDERSON HIGH SCHOOL
HVAC PIPE UPGRADE PROJECT
STATUS REPORT: OCTOBER, 2009**

DESCRIPTION OF EXPENDITURE	AMOUNT
Labor, Materials, Equipment and Excavation	\$ 125,400.00
TOTAL EXPENDITURES: SEPTEMBER, 2009	\$ 125,400.00

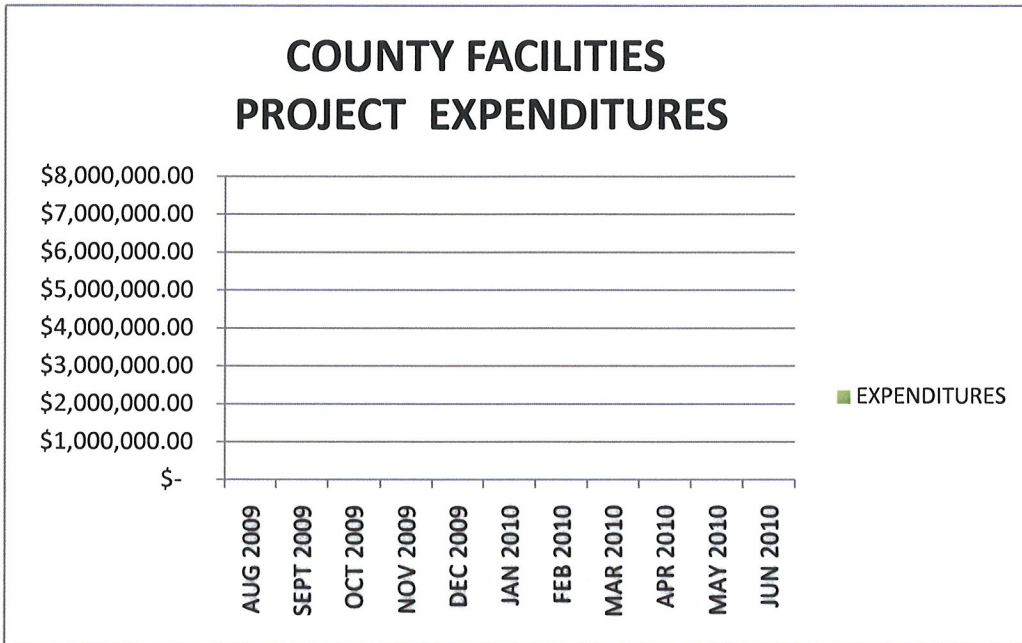


SNAPSHOT:

Total Budgeted Dollars for Project:	\$ 1,000,000.00
Total Dollars spent as of Report date:	\$ 327,748.50
Total Dollars remaining to be spent as of Report date:	\$ 672,251.50
% of Budget spent as of Report date:	32.77%
% of Budget remaining as of Report date:	67.23%

HENDERSON COUNTY CAPITAL PROJECTS STATUS REPORT: OCTOBER, 2009

FACILITY	DESCRIPTION OF EXPENDITURE	AMOUNT
Water Utility Building	Demolition of Building	\$ 18,562.00
Law Enforcement Center	Architect & Engineer Fees	\$ 12,037.00
TOTAL EXPENDITURES: OCTOBER, 2009		\$ 30,599.00



SNAPSHOT:

Total Budgeted Dollars for Projects:	\$ 7,546,000.00
Total Dollars spent as of Report date:	\$ 30,599.00
% of Budget spent as of Report date:	0.41%
% of Budget remaining as of Report date:	99.59%