

**PRELIMINARY REPORT FOR FISCAL YEAR 2004-05**

TO: Henderson County Board of Commissioners  
FROM: Terry F. Lyda, Tax Collector  
DATE: July 23, 2005

In accordance with N.C.G.S. 105-375(a)(1), I respectfully submit the following Report:

Attached to this Report is (1) a list of the persons owning real property whose taxes for 2004 remain unpaid, along with the principal amount owed by each person; and (2) a list of the persons not owning real property whose personal property taxes for 2004 remain unpaid, along with the principal amount owed by each person.

In compliance with N.C.G.S. 105-373(a)(3), attached hereto is a Report entitled "Settlement for Current Taxes for Fiscal Year 2004-05" dated July 23, 2005 setting forth my full settlement for all taxes in my hands for collection for the fiscal year 2004-05.

Further, I hereby certify that I have made diligent efforts to collect the taxes due from the persons listed in such a manner that is reasonably necessary.

Respectfully submitted,

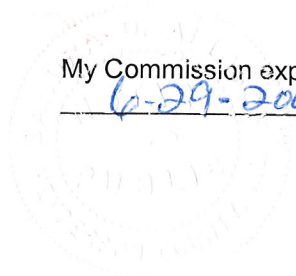
Terry F. Lyda  
Terry F. Lyda, Tax Collector

SWORN TO AND SUBSCRIBED BEFORE ME, this 27 day of July, 2005.

Sandra D Allison  
Notary Public

My Commission expires:

6-29-2007



**SETTLEMENT FOR CURRENT TAXES FOR  
FISCAL YEAR 2004-05**

TO: Henderson County Board of Commissioners  
FROM: Terry F. Lyda, Tax Collector  
DATE: July 23, 2005

CHARGES TO TAX COLLECTOR:

1. Total amount of all taxes placed in the Tax Collector's hands for collection for the year, including all late listing penalties and costs collected by the Tax Collector:	\$43,001,134.79
2. All interest on taxes collected by the Tax Collector:	\$ 117,047.86
3. Prepayments received by the Tax Collector	\$ 32,558.79
<b>TOTAL:</b>	<b><u>\$43,150,741.44</u></b>

CREDITS TO THE TAX COLLECTOR:

1. All sums deposited by the Tax Collector to the credit Of the taxing unit or received for by the proper official:	\$41,333,876.73
2. Rebates allowed by the governing body (including Refunds and reductions in valuation):	\$ 690,621.51
3. Writeoffs	\$ 682.08
3. The principal amount of taxes constituting liens Against real property:	\$ 577,894.37
4. The principal amount of taxes determined to be Insolvent and to be allowed as credits by the Governing body:	\$ 547,666.75
<b>TOTAL:</b>	<b><u>\$43,150,741.44</u></b>

Respectfully submitted,

Terry F. Lyda  
Terry F. Lyda, Tax Collector

SWORN TO AND SUBSCRIBED BEFORE ME, this 27 day of July, 2005.

Sandra D Allison  
Notary Public

My Commission expires: 6-29-2007

**FISCAL YEAR 2004-05  
SETTLEMENT FOR DELINQUENT TAXES FOR TAX YEARS 1995-2003**

TO: Henderson County Board of Commissioners  
FROM: Terry F. Lyda, Tax Collector  
DATE: July 23, 2005


CHARGES TO TAX COLLECTOR:

- |  |                              |
|--|------------------------------|
| 1. Total amount of all delinquent taxes placed in the Tax Collector's Hands for collection for the year: | \$3,122,044.71               |
| 2. All late listing penalties and costs collected by the Tax Collector:                                  | \$ 18,271.69                 |
| 3. All interest on taxes collected by the Tax Collector:   | \$ 151,472.17                |
| <b>TOTAL:</b>  | <b><u>\$3,291,788.57</u></b> |


CREDITS TO THE TAX COLLECTOR:

- |   |                              |
|---|------------------------------|
| 4. All sums deposited by the Tax Collector to the credit Of the taxing unit or received for by the proper official: | \$1,218,741.05               |
| 5. Rebates and Releases allowed by the governing body (including Refunds and reductions in valuation):              | \$ 61,829.99                 |
| 6. The principal amount of taxes constituting liens Against real and personal property:                             | \$2,011,217.53               |
| <b>TOTAL:</b>   | <b><u>\$3,291,788.57</u></b> |

Respectfully submitted,

  
\_\_\_\_\_  
Terry F. Lyda, Tax Collector

SWORN TO AND SUBSCRIBED BEFORE ME, this 27 day of July, 2005.

  
\_\_\_\_\_  
Notary Public

My Commission expires:  
6-29-2007



Henderson County Revenue Department  
 MONTHLY COUNTY TAX COLLECTION REPORT  
 1/1/2004 THRU 6/30/2005

DATE 7/27/2005 TIME 1:54:35PM PAGE 1

Tax Year	Property Tax	Late List	Veh Penalty/ Recycle	Billed Interest	Total County Levy Collected	Accrued Interest	Advt. Costs	Other Costs	Total County Cash Collected
1962 - 1995	REG 12,000.80	756.95			12,757.75	12,313.51	178.66	300.00	25,549.92
1962 - 1995	DEF 3.20				3.20	3.89			7.09
1962 - 1995	DMV 3,485.57				3,485.57	3,073.45		625.00	7,184.02
1996	REG 6,757.09	374.47			7,131.56	5,384.91	64.00	251.40	12,831.87
1996	DEF								
1996	DMV 3,327.09				3,327.09	2,501.61		200.00	6,028.70
1997	REG 13,765.89	394.71			14,160.60	6,395.30	127.26	562.46	21,245.62
1997	DEF								
1997	DMV 2,804.16				2,804.16	1,866.06		155.00	4,825.22
1998	REG 8,047.49	120.28			8,167.77	4,443.54	213.98	457.16	13,282.45
1998	DEF								
1998	DMV 3,350.92				3,350.92	1,966.35		195.00	5,512.27
1999	REG 16,554.06	420.00			16,974.06	7,805.65	436.73	1,234.30	26,450.74
1999	DEF								
1999	DMV 5,451.66				5,451.66	2,792.22		325.00	8,568.88
2000	REG 23,997.09	590.94			24,588.03	8,168.42	310.67	298.31	33,365.43
2000	DEF 3,808.40				3,808.40	1,909.81			5,718.21
2000	DMV 5,337.13	2.29			5,339.42	2,205.79		270.00	7,815.21
2001	REG 53,334.93	356.14			53,691.07	12,891.72	1,299.26	1,906.82	69,788.87
2001	DEF								
2001	DMV 7,648.10	0.23			7,648.33	2,466.59		205.00	10,319.92
2002	REG 292,265.32	659.85			292,925.17	41,322.41	6,031.03	1,898.53	342,177.14
2002	DEF 1,832.50				1,832.50	412.69	35.00	8.08	2,288.27
2002	DMV 31,896.87	5.17			31,902.04	6,203.90		215.00	38,320.94
<b>Total Prior</b>	<b>REG 426,722.67</b>	<b>3,673.34</b>	<b>0.00</b>	<b>0.00</b>	<b>430,396.01</b>	<b>98,725.46</b>	<b>8,661.59</b>	<b>6,908.98</b>	<b>544,692.04</b>
	<b>DEF 5,644.10</b>	<b>0.00</b>	<b>0.00</b>	<b>0.00</b>	<b>5,644.10</b>	<b>2,326.39</b>	<b>35.00</b>	<b>8.08</b>	<b>8,013.57</b>
	<b>DMV 63,301.50</b>	<b>7.69</b>	<b>0.00</b>	<b>0.00</b>	<b>63,309.19</b>	<b>23,075.97</b>	<b>0.00</b>	<b>2,190.00</b>	<b>88,575.16</b>

**Henderson County Revenue Department**  
**MONTHLY COUNTY TAX COLLECTION REPORT**  
 1/1/2004 THRU 6/30/2005

DATE 7/27/2005 TIME 1:54:35PM PAGE 2

Tax Year	Property Tax	Late List	Veh Penalty/ Recycle	Billed Interest	Total County		Accrued Interest	Advt. Costs	Other Costs	Total County Cash Collected
					Levy Collected	Collected				
2003	REG 11,061,431.76	11,436.67		0.00	11,072,868.43	158,353.66	10,691.49	1,083.78		11,242,997.36
2003	DEF 14,109.84			0.00	14,109.84	3,209.03	25.83			17,344.70
2003	DMV 1,988,308.20	52.92		0.00	1,988,361.12	48,311.33		460.11		2,037,132.56
<b>Total Prior and First Prior</b>	<b>REG 11,488,154.43</b>	<b>15,110.01</b>		<b>0.00</b>	<b>11,503,264.44</b>	<b>257,079.12</b>	<b>19,353.08</b>	<b>7,992.76</b>		<b>11,787,689.40</b>
	<b>DEF 19,753.94</b>	<b>0.00</b>		<b>0.00</b>	<b>19,753.94</b>	<b>5,535.42</b>	<b>60.83</b>	<b>8.08</b>		<b>25,358.27</b>
	<b>DMV 2,051,609.70</b>	<b>60.61</b>		<b>0.00</b>	<b>2,051,670.31</b>	<b>71,387.30</b>	<b>0.00</b>	<b>2,650.11</b>		<b>2,125,707.72</b>
2004	REG 37,762,143.14	23,525.42		0.00	37,785,668.56	101,478.14	8,080.47	7,013.63		37,902,240.80
2004	DEF 25,719.35			0.00	25,719.35	2,211.25	29.96	4,106.42		32,066.98
2004	DMV 3,350,189.58			0.00	3,350,189.58	13,358.47		213.50		3,363,761.55
<b>Total Current and All Prior</b>	<b>REG 49,250,297.57</b>	<b>38,635.43</b>		<b>0.00</b>	<b>49,288,933.00</b>	<b>358,557.26</b>	<b>27,433.55</b>	<b>15,006.39</b>		<b>49,689,930.20</b>
	<b>DEF 45,473.29</b>	<b>0.00</b>		<b>0.00</b>	<b>45,473.29</b>	<b>7,746.67</b>	<b>90.79</b>	<b>4,114.50</b>		<b>57,425.25</b>
	<b>DMV 5,401,799.28</b>	<b>60.61</b>		<b>0.00</b>	<b>5,401,859.89</b>	<b>84,745.77</b>	<b>0.00</b>	<b>2,863.61</b>		<b>5,489,469.27</b>
2005	REG 29,402.08	3,156.71		0.00	32,558.79			3,248.61		35,807.40
2005	DEF			0.00						
2005	DMV 168,665.67			0.00	168,665.67	1.53				168,667.20
<b>Total Future, Current and All Prior</b>	<b>REG 49,279,699.65</b>	<b>41,792.14</b>		<b>0.00</b>	<b>49,321,491.79</b>	<b>358,557.26</b>	<b>27,433.55</b>	<b>18,255.00</b>		<b>49,725,737.60</b>
	<b>DEF 45,473.29</b>	<b>0.00</b>		<b>0.00</b>	<b>45,473.29</b>	<b>7,746.67</b>	<b>90.79</b>	<b>4,114.50</b>		<b>57,425.25</b>
	<b>DMV 5,570,464.95</b>	<b>60.61</b>		<b>0.00</b>	<b>5,570,525.56</b>	<b>84,747.30</b>	<b>0.00</b>	<b>2,863.61</b>		<b>5,658,136.47</b>
<b>TOTAL</b>	<b>54,895,637.89</b>	<b>41,852.75</b>		<b>0.00</b>	<b>54,937,490.64</b>	<b>451,051.23</b>	<b>27,524.34</b>	<b>25,233.11</b>		<b>55,441,299.32</b>



Henderson County Revenue Department

MONTHLY COUNTY TAX COLLECTION REPORT (Special District)  
1/1/2004 THRU 6/30/2005

DATE  
7/27/2005

TIME  
1:54:35PM

PAGE  
4

Tax Year	Special District Tax	Late List	Billed Interest	Total SPD Levy Collected	Accrued Interest	SPD Cash Collected	Total County and SPD Cash Collected
2003	REG	0.00	0.00	0.00	0.00	0.00	11,242,997.36
2003	DEF	0.00	0.00	0.00	0.00	0.00	17,344.70
2003	DMV	0.00	0.00	0.00	0.00	0.00	2,037,132.56
<b>Total Prior and First Prior</b>	<b>REG</b>	<b>0.00</b>	<b>0.00</b>	<b>0.00</b>	<b>0.00</b>	<b>0.00</b>	<b>11,787,689.40</b>
	<b>DEF</b>	<b>0.00</b>	<b>0.00</b>	<b>0.00</b>	<b>0.00</b>	<b>0.00</b>	<b>25,358.27</b>
	<b>DMV</b>	<b>0.00</b>	<b>0.00</b>	<b>0.00</b>	<b>0.00</b>	<b>0.00</b>	<b>2,125,707.72</b>
2004	REG	0.00	0.00	0.00	0.00	0.00	37,902,240.80
2004	DEF	0.00	0.00	0.00	0.00	0.00	32,066.98
2004	DMV	0.00	0.00	0.00	0.00	0.00	3,363,761.55
<b>Total Current and All Prior</b>	<b>REG</b>	<b>0.00</b>	<b>0.00</b>	<b>0.00</b>	<b>0.00</b>	<b>0.00</b>	<b>49,689,930.20</b>
	<b>DEF</b>	<b>0.00</b>	<b>0.00</b>	<b>0.00</b>	<b>0.00</b>	<b>0.00</b>	<b>57,425.25</b>
	<b>DMV</b>	<b>0.00</b>	<b>0.00</b>	<b>0.00</b>	<b>0.00</b>	<b>0.00</b>	<b>5,489,469.27</b>
2005	REG	0.00	0.00	0.00	0.00	0.00	35,807.40
2005	DEF	0.00	0.00	0.00	0.00	0.00	168,667.20
2005	DMV	0.00	0.00	0.00	0.00	0.00	
<b>Total Future, Current and All Prior</b>	<b>REG</b>	<b>0.00</b>	<b>0.00</b>	<b>0.00</b>	<b>0.00</b>	<b>0.00</b>	<b>49,725,737.60</b>
	<b>DEF</b>	<b>0.00</b>	<b>0.00</b>	<b>0.00</b>	<b>0.00</b>	<b>0.00</b>	<b>57,425.25</b>
	<b>DMV</b>	<b>0.00</b>	<b>0.00</b>	<b>0.00</b>	<b>0.00</b>	<b>0.00</b>	<b>5,658,136.47</b>
<b>TOTAL</b>		<b>0.00</b>	<b>0.00</b>	<b>0.00</b>	<b>0.00</b>	<b>0.00</b>	<b>55,441,299.32</b>

Henderson County Revenue Department  
 MONTHLY COUNTY TAX COLLECTION REPORT  
 1/1/2004 THRU 6/30/2005

DATE 7/27/2005  
 TIME 1:54:35PM

Tax Year	County Levy	Collected	Rebates	Release	Levy Credit	Levy Rebilled	New Levy Billed	Total	
								County Levy Billed	County Levy Due
1962 - 1995	REG	12,757.75	1,422.68	0.43	14,180.86	0.00	0.00	58,252,054.28	160,690.40
1962 - 1995	DEF	3.20			3.20	0.00	0.00	78,218.28	
1962 - 1995	DMV	3,485.57	70.36	0.90	3,556.83	0.00	0.00	6,097,331.02	124,518.15
1996	REG	7,131.56	766.00		7,897.56	0.00	0.00	22,241,944.72	58,911.01
1996	DEF					0.00	0.00	10,480.11	
1996	DMV	3,327.09	8.08	0.28	3,335.45	0.00	0.00	2,666,092.90	75,198.05
1997	REG	14,160.60	1,144.88		15,305.48	0.00	0.00	24,236,281.98	60,537.58
1997	DEF					0.00	0.00	22,841.52	
1997	DMV	2,804.16			2,804.16	0.00	0.00	3,357,735.19	78,617.30
1998	REG	8,167.77	1,252.76		9,420.53	0.00	0.00	27,353,494.02	91,746.36
1998	DEF					0.00	0.00	26,990.65	
1998	DMV	3,350.92	48.88	1.14	3,400.94	0.00	0.00	3,718,192.64	95,501.08
1999	REG	16,974.06	1,293.32		18,267.38	0.00	0.00	29,783,390.22	80,491.71
1999	DEF					0.00	0.00	54,192.78	
1999	DMV	5,451.66	261.97		5,713.63	0.00	0.00	3,924,767.69	113,307.38
2000	REG	24,588.03	1,464.39		26,052.42	0.00	0.00	30,894,952.60	91,716.39
2000	DEF	3,808.40			3,808.40	0.00	0.00	28,967.66	
2000	DMV	5,339.42	538.55	0.77	5,878.74	0.00	0.00	3,851,766.00	109,037.92
2001	REG	53,691.07	6,147.40		59,838.47	1,307.00	1,307.00	32,420,510.54	100,475.75
2001	DEF					0.00	0.00	17,847.10	
2001	DMV	7,648.33	969.45	0.78	8,618.56	0.00	0.00	3,888,326.18	106,025.36
2002	REG	292,925.17	6,575.31	2.75	299,503.23	1,307.00	1,307.00	33,563,854.18	138,408.38
2002	DEF	1,832.50			1,832.50	0.00	0.00	30,020.71	15.00
2002	DMV	31,902.04	1,392.89	1.54	33,296.47	0.00	0.00	4,089,113.60	133,022.31
<b>Total Prior</b>	<b>REG</b>	<b>430,396.01</b>	<b>20,066.74</b>	<b>3.18</b>	<b>450,465.93</b>	<b>0.00</b>	<b>2,614.00</b>	<b>258,746,482.54</b>	<b>782,977.58</b>
	<b>DEF</b>	<b>5,644.10</b>	<b>0.00</b>	<b>0.00</b>	<b>5,644.10</b>	<b>0.00</b>	<b>0.00</b>	<b>269,558.81</b>	<b>15.00</b>
	<b>DMV</b>	<b>63,309.19</b>	<b>3,290.18</b>	<b>5.41</b>	<b>66,604.78</b>	<b>0.00</b>	<b>0.00</b>	<b>31,593,325.22</b>	<b>835,227.55</b>



**Henderson County Revenue Department**  
 MONTHLY COUNTY TAX COLLECTION REPORT  
 1/1/2004 THRU 6/30/2005

DATE 7/27/2005  
 TIME 1:54:35PM

Tax Year	County Levy Collected	Rebates	Release	Levy Credit	Levy Rebilled	New Levy Billed	Total	
							County Levy Billed	County Levy Due
2003	REG 11,072,868.43	42,447.85	5.03	11,115,321.31	0.00	1,548.03	37,456,329.80	181,715.50
2003	DEF 14,109.84			14,109.84		0.00	31,451.77	
2003	DMV 1,988,361.12	80,320.26	155.65	2,068,837.03		1,296,215.90	5,554,717.15	211,281.90
<b>Total Prior and First Prior</b>	<b>REG 11,503,264.44</b>	<b>62,514.59</b>	<b>8.21</b>	<b>11,565,787.24</b>	<b>0.00</b>	<b>4,162.03</b>	<b>296,202,812.34</b>	<b>964,693.08</b>
	<b>DEF 19,753.94</b>	<b>0.00</b>	<b>0.00</b>	<b>19,753.94</b>	<b>0.00</b>	<b>0.00</b>	<b>301,010.58</b>	<b>15.00</b>
	<b>DMV 2,051,670.31</b>	<b>83,610.44</b>	<b>161.06</b>	<b>2,135,441.81</b>	<b>0.00</b>	<b>1,296,215.90</b>	<b>37,148,042.37</b>	<b>1,046,509.45</b>
2004	REG 37,785,668.56	568,733.26	177.59	38,354,579.41	380,162.02	38,892,471.63	38,935,644.33	577,894.37
2004	DEF 25,719.35	264.58		25,983.93		11,467.21	25,719.35	
2004	DMV 3,350,189.58	121,623.67	504.49	3,472,317.74	46,013.54	4,017,629.13	4,020,007.17	547,666.75
<b>Total Current and All Prior</b>	<b>REG 49,288,933.00</b>	<b>631,247.85</b>	<b>185.80</b>	<b>49,920,366.65</b>	<b>380,162.02</b>	<b>38,896,633.66</b>	<b>335,138,456.67</b>	<b>1,542,587.45</b>
	<b>DEF 45,473.29</b>	<b>264.58</b>	<b>0.00</b>	<b>45,737.87</b>	<b>0.00</b>	<b>11,467.21</b>	<b>326,729.93</b>	<b>15.00</b>
	<b>DMV 5,401,859.89</b>	<b>205,234.11</b>	<b>665.55</b>	<b>5,607,759.55</b>	<b>46,013.54</b>	<b>5,313,845.03</b>	<b>41,168,049.54</b>	<b>1,594,176.20</b>
2005	REG 32,558.79	1,208.94		33,767.73	227.90	40,543.58	40,543.58	6,775.85
2005	DEF				379.53	0.00		
2005	DMV 168,665.67	5,567.13	126.28	174,359.08	11,276.79	641,595.74	641,595.74	467,236.66
<b>Total Future, Current and All Prior</b>	<b>REG 49,321,491.79</b>	<b>632,456.79</b>	<b>185.80</b>	<b>49,954,134.38</b>	<b>380,389.92</b>	<b>38,937,177.24</b>	<b>335,179,000.25</b>	<b>1,549,363.30</b>
	<b>DEF 45,473.29</b>	<b>264.58</b>	<b>0.00</b>	<b>45,737.87</b>	<b>379.53</b>	<b>11,467.21</b>	<b>326,729.93</b>	<b>15.00</b>
	<b>DMV 5,570,525.56</b>	<b>210,801.24</b>	<b>791.83</b>	<b>5,782,118.63</b>	<b>57,290.33</b>	<b>5,955,440.77</b>	<b>41,809,645.28</b>	<b>2,061,412.86</b>
<b>TOTAL</b>	<b>54,937,490.64</b>	<b>843,522.61</b>	<b>977.63</b>	<b>55,781,990.88</b>	<b>438,059.78</b>	<b>44,904,085.22</b>	<b>377,315,375.46</b>	<b>3,610,791.16</b>

Henderson County Revenue Department  
 MONTHLY COUNTY TAX COLLECTION REPORT  
 1/1/2004 THRU 6/30/2005

DATE 7/27/2005 TIME 1:54:35PM PAGE 7

		Billed		Due		Collected		Billed		Due		Collected	
		Begin Month County Levy	Begin Month County Levy	Begin Month County Levy	Begin Month County Levy	End Month County Levy	End Month County Levy	End Month County Levy	End Month County Levy	End Month County Levy	End Month County Levy	End Month County Levy	End Month County Levy
1962 - 1995	REG												
1962 - 1995	DEF												
1962 - 1995	DMV												
1996	REG												
1996	DEF												
1996	DMV												
1997	REG												
1997	DEF												
1997	DMV												
1998	REG												
1998	DEF												
1998	DMV												
1999	REG												
1999	DEF												
1999	DMV												
2000	REG												
2000	DEF												
2000	DMV												
2001	REG												
2001	DEF												
2001	DMV												
2002	REG												
2002	DEF												
2002	DMV												
<b>Total Prior</b>	<b>REG</b>	0.00	0.00	0.00	0.00	0%	258,746,482.54	782,977.58	99.70%				
	<b>DEF</b>	0.00	0.00	0.00	0.00	0%	269,558.81	15.00	99.99%				
	<b>VEH</b>	0.00	0.00	0.00	0.00	0%	31,593,325.22	835,227.55	97.36%				

**Henderson County Revenue Department**  
 MONTHLY COUNTY TAX COLLECTION REPORT  
 1/1/2004 THRU 6/30/2005

DATE 7/27/2005 TIME 1:54:35PM PAGE 8

		Billed		Due		Collected		End Month County Levy	End Month County Levy	End Month County Levy
		Begin Month County Levy	Begin Month County Levy	End Month County Levy	End Month County Levy	End Month County Levy	End Month County Levy			
2003	REG									
2003	DEF									
2003	DMV									
	<b>Total Prior and First Prior</b>	0.00	0.00	0.00	0.00	0%	296,202,812.34	964,693.08	99.67%	
	REG	0.00	0.00	0%	301,010.58	15.00	100.00%			
	DEF	0.00	0.00	0%	37,148,042.37	1,046,509.45	97.18%			
	VEH	0.00	0.00	0%						
2004	REG									
2004	DEF									
2004	DMV									
	<b>Total Current and All Prior</b>	0.00	0.00	0%	38,935,644.33	577,894.37	98.52%			
	REG	0.00	0.00	0%	25,719.35	15.00	100.00%			
	DEF	0.00	0.00	0%	4,020,007.17	547,666.75	86.38%			
	VEH	0.00	0.00	0%						
2005	REG									
2005	DEF									
2005	DMV									
	<b>Total Future, Current and All Prior</b>	0.00	0.00	0%	335,138,456.67	1,542,587.45	99.54%			
	REG	0.00	0.00	0%	326,729.93	15.00	100.00%			
	DEF	0.00	0.00	0%	41,168,049.54	1,594,176.20	96.13%			
	VEH	0.00	0.00	0%						
2005	REG									
2005	DEF									
2005	DMV									
	<b>Total Future, Current and All Prior</b>	0.00	0.00	0%	40,543.58	6,775.85	83.29%			
	REG	0.00	0.00	0%	641,595.74	467,236.66	27.18%			
	DEF	0.00	0.00	0%						
	VEH	0.00	0.00	0%						
	<b>TOTAL</b>	<b>0.00</b>	<b>0.00</b>	<b>0%</b>	<b>377,315,375.46</b>	<b>3,610,791.16</b>	<b>99.04%</b>			





**Henderson County Revenue Department**  
 MONTHLY COUNTY TAX COLLECTION REPORT  
 1/1/2004 THRU 6/30/2005

DATE 7/27/2005 TIME 1:54:35PM  
 PAGE 11

		Billed		Due		Collected		Billed		Due		Collected	
		Begin Month SPD Levy	Begin Month SPD Levy	Begin Month SPD Levy	Begin Month SPD Levy	End Month SPD Levy	End Month SPD Levy	End Month SPD Levy	End Month SPD Levy	End Month SPD Levy	End Month SPD Levy		
1995 - 1995	REG					0%						0%	
1995 - 1995	DEF					0%						0%	
1995 - 1995	DMV					0%						0%	
1996	REG					0%						0%	
1996	DEF					0%						0%	
1996	DMV					0%						0%	
1997	REG					0%						0%	
1997	DEF					0%						0%	
1997	DMV					0%						0%	
1998	REG					0%						0%	
1998	DEF					0%						0%	
1998	DMV					0%						0%	
1999	REG					0%						0%	
1999	DEF					0%						0%	
1999	DMV					0%						0%	
2000	REG					0%						0%	
2000	DEF					0%						0%	
2000	DMV					0%						0%	
2001	REG					0%						0%	
2001	DEF					0%						0%	
2001	DMV					0%						0%	
2002	REG					0%						0%	
2002	DEF					0%						0%	
2002	DMV					0%						0%	
<b>Total Prior</b>	<b>DEF</b>	0.00	0.00	0.00	0.00	0%		0.00	0.00	0.00	0.00	0%	
	<b>VEH</b>	0.00	0.00	0.00	0.00	0%		0.00	0.00	0.00	0.00	0%	
	<b>REG</b>	0.00	0.00	0.00	0.00	0%		0.00	0.00	0.00	0.00	0%	

**Henderson County Revenue Department**  
 MONTHLY COUNTY TAX COLLECTION REPORT  
 1/1/2004 THRU 6/30/2005

DATE 7/27/2005 TIME 1:54:35PM  
 PAGE 12

		Begin Month SPD Levy	Begin Month SPD Levy	Begin Month SPD Levy	End Month SPD Levy	End Month SPD Levy	End Month SPD Levy	End Month SPD Levy
	Billed	Due	Collected	Billed	Due	Collected		
2003	REG			0%			0%	
2003	DEF			0%			0%	
2003	DMV			0%			0%	

Total Prior and First Prior	DEF	VEH	REG	DEF	VEH	REG	DEF	VEH	REG	DEF	VEH	REG
	0.00	0.00	0.00	0.00	0.00	0.00	0.00	0.00	0.00	0.00	0.00	0.00
	0%	0%	0%	0%	0%	0%	0%	0%	0%	0%	0%	0%

2004	REG			0%			0%	
2004	DEF			0%			0%	
2004	DMV			0%			0%	

Total Current and All Prior	DEF	VEH	REG	DEF	VEH	REG	DEF	VEH	REG	DEF	VEH	REG
	0.00	0.00	0.00	0.00	0.00	0.00	0.00	0.00	0.00	0.00	0.00	0.00
	0%	0%	0%	0%	0%	0%	0%	0%	0%	0%	0%	0%

2005	REG			0%			0%	
2005	DEF			0%			0%	
2005	DMV			0%			0%	

Total Future, Current and All Prior	DEF	VEH	REG	DEF	VEH	REG	DEF	VEH	REG	DEF	VEH	REG
	0.00	0.00	0.00	0.00	0.00	0.00	0.00	0.00	0.00	0.00	0.00	0.00
	0%	0%	0%	0%	0%	0%	0%	0%	0%	0%	0%	0%

<b>TOTAL</b>	<b>0.00</b>	<b>0.00</b>	<b>0.00</b>	<b>0%</b>	<b>0.00</b>	<b>0.00</b>	<b>0%</b>	<b>0.00</b>	<b>0.00</b>	<b>0%</b>	<b>0.00</b>	<b>0%</b>
--------------	-------------	-------------	-------------	-----------	-------------	-------------	-----------	-------------	-------------	-----------	-------------	-----------

DELINQUENT TAX COLLECTIONS

Henderson County Revenue Department  
 MONTHLY COUNTY TAX COLLECTION REPORT  
 7/1/2004 THRU 6/30/2005

DATE 7/27/2005  
 TIME 1:58:11PM  
 PAGE 1

Tax Year	Property Tax	Late List	Veh Penalty/ Recycle	Billed Interest	Total County Levy Collected	Accrued Interest	Advt. Costs	Other Costs	Total County Cash Collected
1962 - 1995	REG 9,845.45	692.01			10,537.46	10,353.77	140.00	295.00	21,326.23
1962 - 1995	DEF 3.20				3.20	3.89			7.09
1962 - 1995	DMV 2,490.42				2,490.42	2,208.41		625.00	5,323.83
1996	REG 5,901.42	358.24			6,259.66	4,829.02	60.00	251.40	11,400.08
1996	DEF								
1996	DMV 2,389.31				2,389.31	1,941.10		200.00	4,530.41
1997	REG 11,348.18	364.31			11,712.49	5,208.33	108.00	562.46	17,591.28
1997	DEF								
1997	DMV 1,905.55				1,905.55	1,143.48		155.00	3,204.03
1998	REG 5,840.91	84.59			5,925.50	3,336.96	197.98	407.16	9,867.60
1998	DEF								
1998	DMV 2,347.84				2,347.84	1,453.37		195.00	3,996.21
1999	REG 10,683.17	340.00			11,023.17	5,815.48	400.72	1,212.92	18,452.29
1999	DEF								
1999	DMV 3,893.39				3,893.39	1,990.49		325.00	6,208.88
2000	REG 14,901.65	429.09			15,330.74	5,285.23	258.74	238.75	21,113.46
2000	DEF 3,808.40				3,808.40	1,909.81			5,718.21
2000	DMV 3,202.09	2.29			3,204.38	1,470.16		270.00	4,944.54
2001	REG 23,927.54	245.67			24,173.21	6,494.34	625.87	1,288.20	32,581.62
2001	DEF								
2001	DMV 4,764.86	0.23			4,765.09	1,675.41		205.00	6,645.50
2002	REG 76,369.05	354.72			76,723.77	14,658.39	1,240.32	630.87	93,253.35
2002	DEF 322.50				322.50	140.47	30.00	8.08	501.05
2002	DMV 14,920.69				14,920.69	3,684.20		215.00	18,819.89
<b>Total Prior</b>	<b>REG 158,817.37</b>	<b>2,868.63</b>	<b>0.00</b>	<b>0.00</b>	<b>161,686.00</b>	<b>55,981.52</b>	<b>3,031.63</b>	<b>4,886.76</b>	<b>225,585.91</b>
	<b>DEF 4,134.10</b>	<b>0.00</b>	<b>0.00</b>	<b>0.00</b>	<b>4,134.10</b>	<b>2,054.17</b>	<b>30.00</b>	<b>8.08</b>	<b>6,226.35</b>
	<b>DMV 35,914.15</b>	<b>2.52</b>	<b>0.00</b>	<b>0.00</b>	<b>35,916.67</b>	<b>15,566.62</b>	<b>0.00</b>	<b>2,190.00</b>	<b>53,673.29</b>



**Henderson County Revenue Department**  
 MONTHLY COUNTY TAX COLLECTION REPORT  
 7/1/2004 THRU 6/30/2005

DATE 7/27/2005 TIME 1:58:11PM PAGE 2

Tax Year	Property Tax	Late List	Veh Penalty/ Recycle	Billed Interest	Total County		Accrued Interest	Advt. Costs	Other Costs	Total County Cash Collected
					Levy Collected	Collected				
2003	REG 478,131.01	3,051.40			481,182.41	47,286.91	6,726.49	995.10	536,190.91	
2003	DEF 9,851.46				9,851.46	2,450.63	20.00		12,322.09	
2003	DMV 356,226.55				356,226.55	28,132.32		383.63	384,742.50	
<b>Total Prior and First Prior</b>	<b>REG 636,948.38</b>	<b>5,920.03</b>	<b>0.00</b>	<b>0.00</b>	<b>642,868.41</b>	<b>103,268.43</b>	<b>9,758.12</b>	<b>5,881.86</b>	<b>761,776.82</b>	
	<b>DEF 13,985.56</b>	<b>0.00</b>	<b>0.00</b>	<b>0.00</b>	<b>13,985.56</b>	<b>4,504.80</b>	<b>50.00</b>	<b>8.08</b>	<b>18,548.44</b>	
	<b>DMV 392,140.70</b>	<b>2.52</b>	<b>0.00</b>	<b>0.00</b>	<b>392,143.22</b>	<b>43,698.94</b>	<b>0.00</b>	<b>2,573.63</b>	<b>438,415.79</b>	
2004	REG 37,737,800.89	15,269.60			37,753,070.49	101,478.14	8,080.47	2,887.40	37,865,516.50	
2004	DEF 12,727.87				12,727.87	525.90	29.96	4,106.42	17,390.15	
2004	DMV 3,189,741.17				3,189,741.17	13,331.20		188.50	3,203,260.87	
<b>Total Current and All Prior</b>	<b>REG 38,374,749.27</b>	<b>21,189.63</b>	<b>0.00</b>	<b>0.00</b>	<b>38,395,938.90</b>	<b>204,746.57</b>	<b>17,838.59</b>	<b>8,769.26</b>	<b>38,627,293.32</b>	
	<b>DEF 26,713.43</b>	<b>0.00</b>	<b>0.00</b>	<b>0.00</b>	<b>26,713.43</b>	<b>5,030.70</b>	<b>79.96</b>	<b>4,114.50</b>	<b>35,938.59</b>	
	<b>DMV 3,581,881.87</b>	<b>2.52</b>	<b>0.00</b>	<b>0.00</b>	<b>3,581,884.39</b>	<b>57,030.14</b>	<b>0.00</b>	<b>2,762.13</b>	<b>3,641,676.66</b>	
2005	REG 29,402.08	3,156.71			32,558.79			3,248.61	35,807.40	
2005	DEF									
2005	DMV 168,665.67				168,665.67	1.53			168,667.20	
<b>Total Future, Current and All Prior</b>	<b>REG 38,404,151.35</b>	<b>24,346.34</b>	<b>0.00</b>	<b>0.00</b>	<b>38,428,497.69</b>	<b>204,746.57</b>	<b>17,838.59</b>	<b>12,017.87</b>	<b>38,663,100.72</b>	
	<b>DEF 26,713.43</b>	<b>0.00</b>	<b>0.00</b>	<b>0.00</b>	<b>26,713.43</b>	<b>5,030.70</b>	<b>79.96</b>	<b>4,114.50</b>	<b>35,938.59</b>	
	<b>DMV 3,750,547.54</b>	<b>2.52</b>	<b>0.00</b>	<b>0.00</b>	<b>3,750,550.06</b>	<b>57,031.67</b>	<b>0.00</b>	<b>2,762.13</b>	<b>3,810,343.86</b>	
<b>TOTAL</b>	<b>42,181,412.32</b>	<b>24,348.86</b>	<b>0.00</b>	<b>0.00</b>	<b>42,205,761.18</b>	<b>266,808.94</b>	<b>17,918.55</b>	<b>18,894.50</b>	<b>42,509,383.17</b>	



**Henderson County Revenue Department**  
 MONTHLY COUNTY TAX COLLECTION REPORT (Special District)  
 7/1/2004 THRU 6/30/2005

DATE  
7/27/2005

TIME  
1:58:11PM

PAGE  
4

Tax Year	Special District Tax	Late List	Billed Interest	Total SPD Levy Collected	Accrued Interest	SPD Cash Collected	Total County and SPD Cash Collected
2003	REG	0.00	0.00	0.00	0.00	0.00	536,190.91
2003	DEF	0.00	0.00	0.00	0.00	0.00	12,322.09
2003	DMV	0.00	0.00	0.00	0.00	0.00	384,742.50
<b>Total Prior and First Prior</b>	<b>REG</b>	<b>0.00</b>	<b>0.00</b>	<b>0.00</b>	<b>0.00</b>	<b>0.00</b>	<b>761,776.82</b>
	<b>DEF</b>	<b>0.00</b>	<b>0.00</b>	<b>0.00</b>	<b>0.00</b>	<b>0.00</b>	<b>18,548.44</b>
	<b>DMV</b>	<b>0.00</b>	<b>0.00</b>	<b>0.00</b>	<b>0.00</b>	<b>0.00</b>	<b>438,415.79</b>
2004	REG	0.00	0.00	0.00	0.00	0.00	37,865,516.50
2004	DEF	0.00	0.00	0.00	0.00	0.00	17,390.15
2004	DMV	0.00	0.00	0.00	0.00	0.00	3,203,260.87
<b>Total Current and All Prior</b>	<b>REG</b>	<b>0.00</b>	<b>0.00</b>	<b>0.00</b>	<b>0.00</b>	<b>0.00</b>	<b>38,627,293.32</b>
	<b>DEF</b>	<b>0.00</b>	<b>0.00</b>	<b>0.00</b>	<b>0.00</b>	<b>0.00</b>	<b>35,938.59</b>
	<b>DMV</b>	<b>0.00</b>	<b>0.00</b>	<b>0.00</b>	<b>0.00</b>	<b>0.00</b>	<b>3,641,676.66</b>
2005	REG	0.00	0.00	0.00	0.00	0.00	35,807.40
2005	DEF	0.00	0.00	0.00	0.00	0.00	168,667.20
2005	DMV	0.00	0.00	0.00	0.00	0.00	
<b>Total Future, Current and All Prior</b>	<b>REG</b>	<b>0.00</b>	<b>0.00</b>	<b>0.00</b>	<b>0.00</b>	<b>0.00</b>	<b>38,663,100.72</b>
	<b>DEF</b>	<b>0.00</b>	<b>0.00</b>	<b>0.00</b>	<b>0.00</b>	<b>0.00</b>	<b>35,938.59</b>
	<b>DMV</b>	<b>0.00</b>	<b>0.00</b>	<b>0.00</b>	<b>0.00</b>	<b>0.00</b>	<b>3,810,343.86</b>
<b>TOTAL</b>		<b>0.00</b>	<b>0.00</b>	<b>0.00</b>	<b>0.00</b>	<b>0.00</b>	<b>42,509,383.17</b>

Henderson County Revenue Department  
 MONTHLY COUNTY TAX COLLECTION REPORT  
 7/1/2004 THRU 6/30/2005

DATE  
7/27/2005

TIME  
1:58:11PM

PAGE  
5

Tax Year	County Levy	Rebates	Release	Levy Credit	Levy Rebilled	New Levy Billed	County Levy Billed	County Levy Due
1962 - 1995	REG 10,537.46	946.82	0.43	11,484.71		0.00	58,252,054.28	160,690.40
1962 - 1995	DEF 3.20			3.20		0.00	78,218.28	
1962 - 1995	DMV 2,490.42	70.36	0.90	2,561.68		0.00	6,097,331.02	124,518.15
1996	REG 6,259.66	405.49		6,665.15		0.00	22,241,944.72	58,911.01
1996	DEF					0.00	10,480.11	
1996	DMV 2,389.31	8.08	0.28	2,397.67		0.00	2,666,092.90	75,198.05
1997	REG 11,712.49	1,000.34		12,712.83		0.00	24,236,281.98	60,537.58
1997	DEF					0.00	22,841.52	
1997	DMV 1,905.55			1,905.55		0.00	3,357,735.19	78,617.30
1998	REG 5,925.50	996.87		6,922.37		0.00	27,353,494.02	91,746.36
1998	DEF					0.00	26,990.65	
1998	DMV 2,347.84		1.14	2,348.98		0.00	3,718,192.64	95,501.08
1999	REG 11,023.17	681.17		11,704.34		0.00	29,783,390.22	80,491.71
1999	DEF					0.00	54,192.78	
1999	DMV 3,893.39	158.25		4,051.64		0.00	3,924,767.69	113,307.38
2000	REG 15,330.74	878.70		16,209.44		0.00	30,894,952.60	91,716.39
2000	DEF 3,808.40			3,808.40		0.00	28,967.66	
2000	DMV 3,204.38	461.35	0.19	3,665.92		0.00	3,851,766.00	109,037.92
2001	REG 24,173.21	3,979.58		28,152.79		1,307.00	32,420,510.54	100,475.75
2001	DEF					0.00	17,847.10	
2001	DMV 4,765.09	661.40	0.29	5,426.78		0.00	3,888,326.18	106,025.36
2002	REG 76,723.77	3,397.86	0.52	80,122.15		1,307.00	33,563,854.18	138,408.38
2002	DEF 322.50			322.50		0.00	30,020.71	15.00
2002	DMV 14,920.69	827.86	1.43	15,749.98		0.00	4,089,113.60	133,022.31
<b>Total Prior</b>	<b>REG 161,686.00</b>	<b>12,286.83</b>	<b>0.95</b>	<b>173,973.78</b>	<b>0.00</b>	<b>2,614.00</b>	<b>258,746,482.54</b>	<b>782,977.58</b>
	<b>DEF 4,134.10</b>	<b>0.00</b>	<b>0.00</b>	<b>4,134.10</b>	<b>0.00</b>	<b>0.00</b>	<b>269,558.81</b>	<b>15.00</b>
	<b>DMV 35,916.67</b>	<b>2,187.30</b>	<b>4.23</b>	<b>38,108.20</b>	<b>0.00</b>	<b>0.00</b>	<b>31,593,325.22</b>	<b>835,227.55</b>

Tax Year	County Levy Collected	Rebates	Release	Levy Credit	Levy Rebilled	New Levy Billed	Total	
							County Levy Billed	County Levy Due
2003	REG 481,182.41	32,530.19	0.44	513,713.04	0.00	1,548.03	37,456,329.80	181,715.50
2003	DEF 9,851.46			9,851.46		0.00	31,451.77	
2003	DMV 356,226.55	14,779.83	40.22	371,046.60		0.00	5,554,717.15	211,281.90
<b>Total Prior and First Prior</b>	<b>REG 642,868.41</b>	<b>44,817.02</b>	<b>1.39</b>	<b>687,686.82</b>	<b>0.00</b>	<b>4,162.03</b>	<b>296,202,812.34</b>	<b>964,693.08</b>
	<b>DEF 13,985.56</b>	<b>0.00</b>	<b>0.00</b>	<b>13,985.56</b>	<b>0.00</b>	<b>0.00</b>	<b>301,010.58</b>	<b>15.00</b>
	<b>DMV 392,143.22</b>	<b>16,967.13</b>	<b>44.45</b>	<b>409,154.80</b>	<b>0.00</b>	<b>0.00</b>	<b>37,148,042.37</b>	<b>1,046,509.45</b>
2004	REG 37,753,070.49	568,194.68	177.59	38,321,442.76	370,224.29	38,852,043.42	38,935,644.33	577,894.37
2004	DEF 12,727.87	264.58		12,992.45		11,467.21	25,719.35	
2004	DMV 3,189,741.17	113,802.63	467.83	3,304,011.63	23,691.99	3,380,446.98	4,020,007.17	547,666.75
<b>Total Current and All Prior</b>	<b>REG 38,395,938.90</b>	<b>613,011.70</b>	<b>178.98</b>	<b>39,009,129.58</b>	<b>370,224.29</b>	<b>38,856,205.45</b>	<b>335,138,456.67</b>	<b>1,542,587.45</b>
	<b>DEF 26,713.43</b>	<b>264.58</b>	<b>0.00</b>	<b>26,978.01</b>	<b>0.00</b>	<b>11,467.21</b>	<b>326,729.93</b>	<b>15.00</b>
	<b>DMV 3,581,884.39</b>	<b>130,769.76</b>	<b>512.28</b>	<b>3,713,166.43</b>	<b>23,691.99</b>	<b>3,380,446.98</b>	<b>41,168,049.54</b>	<b>1,594,176.20</b>
2005	REG 32,558.79	1,208.94		33,767.73	227.90	40,543.58	40,543.58	6,775.85
2005	DEF				379.53	0.00		
2005	DMV 168,665.67	5,567.13	126.28	174,359.08	11,276.79	641,595.74	641,595.74	467,236.66
<b>Total Future, Current and All Prior</b>	<b>REG 38,428,497.69</b>	<b>614,220.64</b>	<b>178.98</b>	<b>39,042,897.31</b>	<b>370,452.19</b>	<b>38,896,749.03</b>	<b>335,179,000.25</b>	<b>1,549,363.30</b>
	<b>DEF 26,713.43</b>	<b>264.58</b>	<b>0.00</b>	<b>26,978.01</b>	<b>379.53</b>	<b>11,467.21</b>	<b>326,729.93</b>	<b>15.00</b>
	<b>DMV 3,750,550.06</b>	<b>136,336.89</b>	<b>638.56</b>	<b>3,887,525.51</b>	<b>34,968.78</b>	<b>4,022,042.72</b>	<b>41,809,645.28</b>	<b>2,061,412.86</b>
<b>TOTAL</b>	<b>42,205,761.18</b>	<b>750,822.11</b>	<b>817.54</b>	<b>42,957,400.83</b>	<b>405,800.50</b>	<b>42,930,258.96</b>	<b>377,315,375.46</b>	<b>3,610,791.16</b>

**Henderson County Revenue Department**  
 MONTHLY COUNTY TAX COLLECTION REPORT  
 7/1/2004 THRU 6/30/2005

DATE 7/27/2005 TIME 1:58:11PM PAGE 7

		Billed		Collected		Billed		Collected	
		Begin Month County Levy	Begin Month County Levy	Begin Month County Levy	Begin Month County Levy	End Month County Levy	End Month County Levy	End Month County Levy	End Month County Levy
1962 - 1995	REG	58,252,054.28	172,182.28	99.70%	58,252,054.28	160,690.40	99.72%		
1962 - 1995	DEF	78,218.28	3.20	100.00%	78,218.28		100.00%		
1962 - 1995	DMV	6,097,372.65	127,165.18	97.91%	6,097,331.02	124,518.15	97.96%		
1996	REG	22,241,944.72	65,576.16	99.71%	22,241,944.72	58,911.01	99.74%		
1996	DEF	10,480.11		100.00%	10,480.11		100.00%		
1996	DMV	2,666,092.90	77,595.72	97.09%	2,666,092.90	75,198.05	97.18%		
1997	REG	24,236,281.98	73,250.41	99.70%	24,236,281.98	60,537.58	99.75%		
1997	DEF	22,841.52		100.00%	22,841.52		100.00%		
1997	DMV	3,357,735.19	80,522.85	97.60%	3,357,735.19	78,617.30	97.66%		
1998	REG	27,353,494.02	98,668.73	99.64%	27,353,494.02	91,746.36	99.66%		
1998	DEF	26,990.65		100.00%	26,990.65		100.00%		
1998	DMV	3,718,192.64	97,850.06	97.37%	3,718,192.64	95,501.08	97.43%		
1999	REG	29,783,390.22	92,819.16	99.69%	29,783,390.22	80,491.71	99.73%		
1999	DEF	54,192.78		100.00%	54,192.78		100.00%		
1999	DMV	3,924,805.95	117,421.00	97.01%	3,924,767.69	113,307.38	97.11%		
2000	REG	30,894,952.60	107,925.83	99.65%	30,894,952.60	91,716.39	99.70%		
2000	DEF	28,967.66	3,808.40	86.85%	28,967.66		100.00%		
2000	DMV	3,851,766.00	112,703.84	97.07%	3,851,766.00	109,037.92	97.17%		
2001	REG	32,419,203.54	127,321.54	99.61%	32,420,510.54	100,475.75	99.69%		
2001	DEF	17,847.10		100.00%	17,847.10		100.00%		
2001	DMV	3,888,326.18	111,402.14	97.13%	3,888,326.18	106,025.36	97.27%		
2002	REG	33,562,547.18	217,223.53	99.35%	33,563,854.18	138,408.38	99.59%		
2002	DEF	30,020.71	337.50	98.88%	30,020.71	15.00	99.95%		
2002	DMV	4,089,113.60	148,326.15	96.37%	4,089,113.60	133,022.31	96.75%		
<b>Total Prior</b>	<b>REG</b>	<b>258,743,868.54</b>	<b>954,967.64</b>	<b>99.63%</b>	<b>258,746,482.54</b>	<b>782,977.58</b>	<b>99.70%</b>		
	<b>DEF</b>	<b>269,558.81</b>	<b>4,149.10</b>	<b>98.46%</b>	<b>269,558.81</b>	<b>15.00</b>	<b>99.99%</b>		
	<b>VEH</b>	<b>31,593,405.11</b>	<b>872,986.94</b>	<b>97.24%</b>	<b>31,593,325.22</b>	<b>835,227.55</b>	<b>97.36%</b>		

		Billed		Due		Collected		Billed		Due		Collected	
		Begin Month County Levy	Begin Month County Levy	Begin Month County Levy	Begin Month County Levy	End Month County Levy	End Month County Levy	End Month County Levy	End Month County Levy	End Month County Levy	End Month County Levy		
2003	REG	37,454,781.77	693,659.63	98.15%	37,456,329.80	181,715.50	99.51%						
2003	DEF	31,451.77	9,851.46	68.68%	31,451.77		100.00%						
2003	DMV	5,554,717.15	582,328.50	89.52%	5,554,717.15	211,281.90	96.20%						
<b>Total Prior and First Prior</b>	<b>REG</b>	296,198,650.31	1,648,627.27	99.44%	296,202,812.34	964,693.08	99.67%						
	<b>DEF</b>	301,010.58	14,000.56	95.35%	301,010.58	15.00	100.00%						
	<b>VEH</b>	37,148,122.26	1,455,315.44	96.08%	37,148,042.37	1,046,509.45	97.18%						
2004	REG	92,798.16	56,490.96	39.12%	38,935,644.33	577,894.37	98.52%						
2004	DEF	14,252.14	1,260.66	91.15%	25,719.35		100.00%						
2004	DMV	639,582.87	471,254.08	26.32%	4,020,007.17	547,666.75	86.38%						
<b>Total Current and All Prior</b>	<b>REG</b>	296,291,448.47	1,705,118.23	99.42%	335,138,456.67	1,542,587.45	99.54%						
	<b>DEF</b>	315,262.72	15,261.22	95.16%	326,729.93	15.00	100.00%						
	<b>VEH</b>	37,787,705.13	1,926,569.52	94.90%	41,168,049.54	1,594,176.20	96.13%						
2005	REG			0%	40,543.58	6,775.85	83.29%						
2005	DEF			0%			0%						
2005	DMV			0%	641,595.74	467,236.66	27.18%						
<b>Total Future, Current and All Prior</b>	<b>REG</b>	296,291,448.47	1,705,118.23	99.42%	335,179,000.25	1,549,363.30	99.54%						
	<b>DEF</b>	315,262.72	15,261.22	95.16%	326,729.93	15.00	100.00%						
	<b>VEH</b>	37,787,705.13	1,926,569.52	94.90%	41,809,645.28	2,061,412.86	95.07%						
<b>TOTAL</b>		<b>334,394,416.32</b>	<b>3,646,948.97</b>	<b>98.91%</b>	<b>377,315,375.46</b>	<b>3,610,791.16</b>	<b>99.04%</b>						







**Henderson County Revenue Department**  
 MONTHLY COUNTY TAX COLLECTION REPORT  
 7/1/2004 THRU 6/30/2005

		Begin Month		End Month		DATE	TIME	PAGE
		SPD Levy	Billed	SPD Levy	Billed			
1962 - 1995	REG							
1962 - 1995	DEF							
1962 - 1995	DMV							
1996	REG							
1996	DEF							
1996	DMV							
1997	REG							
1997	DEF							
1997	DMV							
1998	REG							
1998	DEF							
1998	DMV							
1999	REG							
1999	DEF							
1999	DMV							
2000	REG							
2000	DEF							
2000	DMV							
2001	REG							
2001	DEF							
2001	DMV							
2002	REG							
2002	DEF							
2002	DMV							
<b>Total Prior</b>	<b>DEF</b>	0.00	0.00	0.00	0.00			
	<b>VEH</b>	0.00	0.00	0.00	0.00			
	<b>REG</b>	0.00	0.00	0.00	0.00			

Henderson County Revenue Department

MONTHLY COUNTY TAX COLLECTION REPORT  
7/1/2004 THRU 6/30/2005

DATE 7/27/2005 TIME 1:58:11PM PAGE 12

		Begin Month	Begin Month	Begin Month	End Month	End Month	End Month	End Month
		SPD Levy	SPD Levy	SPD Levy	SPD Levy	SPD Levy	SPD Levy	SPD Levy
		Billed	Due	Collected	Billed	Due	Collected	Collected
2003	REG			0%				0%
2003	DEF			0%				0%
2003	DMV			0%				0%
<b>Total Prior and First Prior</b>		0.00	0.00	0%	0.00	0.00	0%	0%
	DEF	0.00	0.00	0%	0.00	0.00	0%	0%
	VEH	0.00	0.00	0%	0.00	0.00	0%	0%
	REG	0.00	0.00	0%	0.00	0.00	0%	0%
2004	REG			0%				0%
2004	DEF			0%				0%
2004	DMV			0%				0%
<b>Total Current and All Prior</b>		0.00	0.00	0%	0.00	0.00	0%	0%
	DEF	0.00	0.00	0%	0.00	0.00	0%	0%
	VEH	0.00	0.00	0%	0.00	0.00	0%	0%
	REG	0.00	0.00	0%	0.00	0.00	0%	0%
2005	REG			0%				0%
2005	DEF			0%				0%
2005	DMV			0%				0%
<b>Total Future, Current and All Prior</b>		0.00	0.00	0%	0.00	0.00	0%	0%
	DEF	0.00	0.00	0%	0.00	0.00	0%	0%
	VEH	0.00	0.00	0%	0.00	0.00	0%	0%
	REG	0.00	0.00	0%	0.00	0.00	0%	0%
<b>TOTAL</b>		<b>0.00</b>	<b>0.00</b>	<b>0%</b>	<b>0.00</b>	<b>0.00</b>	<b>0%</b>	<b>0%</b>

# HENDERSON COUNTY TAX COLLECTOR

200 NORTH GROVE STREET, SUITE 66

HENDERSONVILLE, NC 28792

PH: (828) 697-5595

FAX: (828) 697-4652

*Terry F. Lyda  
Tax Collector*

July 23, 2005

Henderson County Board of  
Commissioners  
100 N. King Street  
Hendersonville, NC 28792

RE: FY 04-05 Progress Report regarding Delinquent Property Tax Collections and  
Report on Efforts to Collect Delinquent Taxes

Dear Henderson County Commissioners:

We are now in the sixth year of the delinquent tax collection project and would like to take this opportunity to report the progress we have made.

**Since the inception of the project in October of 1999, we have collected \$7,828,121.89, in delinquent tax, including interest. During FY 04-05, we collected \$1,218,741.05 in delinquent tax. This is an increase of \$343,845.64 over last year's reported figure of \$874,895.41.**

During this fiscal year, we have devoted a considerable portion of time to enforced collection remedies such as bank account, rent and income tax garnishment. During FY04-05, we served 357 bank account and rent garnishments totaling \$489,170.40 in delinquent tax. We continue to utilize the North Carolina Debt Setoff program to garnish state income tax refunds both for delinquent tax and other county debt. This year, we have received approximately \$3,794.93 in income tax garnishments.

We continue to handle all of our tax foreclosures from start to finish within our office, which allows us to streamline the foreclosure process and remain cost effective. We are presently conducting title examinations on parcels having 2003 and 2004 unpaid taxes. Because we have accelerated the timeframe in which properties enter the foreclosure process, we are now able to collect delinquent tax much sooner and at the same time, extend our resources to other areas of collection.

Our most difficult collections remain in the area of motor vehicle tax. As you can see from the attached Summary of Delinquent Tax, the total amount of outstanding motor vehicle tax is \$1,046,509.45. This figure represents 52% of the total outstanding delinquent tax.

We continue to maintain partial payment agreements that allow the taxpayer to make monthly payments toward their tax arrearage. During FY04-05, we created 146 payment agreements, many of which are now paid in full. In addition to the payment agreement option, we also grant payment extensions to some taxpayers. A payment extension is used when all taxes owed by the taxpayer will be paid within three months. This method reduces staff time required to maintain the payment agreements, and allows us to collect the tax more quickly.


Henderson County Board of  
Commissioners  
Page Two  
July 23, 2005

As a part of the delinquent tax collection project, we also keep track of the bankruptcy cases filed by persons who reside in Henderson County or have property in the County. When we receive notice of a bankruptcy filing, we log the bankruptcy information and if appropriate, file a claim with the bankruptcy court for any unpaid tax. During 2004, the Western District of North Carolina had slight decreases in Chapters 7, 11 and 13 bankruptcy case filings. I am enclosing a ten-year comparison that depicts bankruptcy filings from 1994 through the year 2004, along with summary data regarding bankruptcy cases that have been filed during 2004 among the various areas included within the Western District.

We have attached a Summary of Delinquent Tax that provides a breakdown of the amount of tax we have collected during FY 04-05. We are pleased with the results of the delinquent tax collection project and feel confident that we will continue to make progress in this area.

Thank you for the opportunity to be of service to you.

Respectfully submitted,

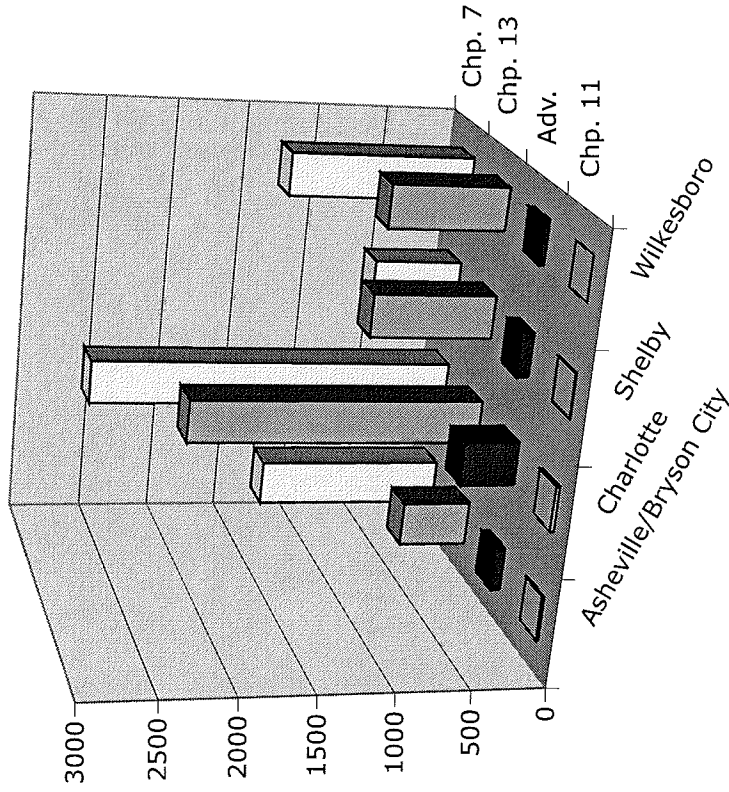


Darlene B. Burgess  
Deputy Tax Collector/Paralegal

:dbb  
Attachments

cc: *Terry F. Lyda, Tax Collector*  
*Stan Duncan, County Assessor*  
*Carey McLelland, Finance Director*

## 2004 Bankruptcy Filings by Divisional Office



	Asheville/Bryson City	Charlotte	Shelby	Wilkesboro
Chp. 11	15	26	5	0
Adv.	67	376	83	34
Chp. 13	473	2047	856	814
Chp. 7	1292	2577	622	1298

# Ten Year Comparison for Annual Bankruptcy Filings



## FY 04-05 SUMMARY OF DELINQUENT TAX

TAX YEAR	ORIGINAL LEVY			LEVY COLLECTED DURING FY 04-05			PENALTIES AND COSTS COLLECTED			INTEREST COLLECTED			SUMS DEPOSITED			REBATES			RELEASES (WRITEOFFS)			LEVY DUE			COLLECTION PERCENTAGE		
	REG	DEF	DMV	REG	DEF	DMV	REG	DEF	DMV	REG	DEF	DMV	REG	DEF	DMV	REG	DEF	DMV	REG	DEF	DMV	REG	DEF	DMV	REG	DEF	DMV
2003	37,456,329.80	31,451.77	5,554,717.15	481,182.41	9,851.46	356,226.55	7,721.59	20.00	383.63	47,286.91	2,450.63	28,132.32	536,190.91	12,322.09	384,742.50	32,530.19	0.00	14,779.83	0.44	0.00	40.22	181,715.50	0.00	211,281.90	99.51%	100.00%	96.20%
2002	33,563,854.18	30,020.71	4,089,113.60	76,723.77	322.50	14,920.69	1,871.19	38.08	215.00	14,658.39	140.47	3,684.20	93,253.35	501.05	18,819.89	3,397.86	0.00	827.86	0.52	0.00	1.43	138,408.38	15.00	133,022.31	99.59%	99.95%	96.75%
2001	32,420,510.54	17,847.10	3,888,326.18	24,173.21	0.00	4,765.09	1,914.07	0.00	205.00	6,494.34	0.00	1,675.41	32,581.62	0.00	6,645.50	3,979.58	0.00	661.40	0.00	0.00	0.29	100,475.75	0.00	106,025.36	99.69%	100.00%	97.27%
2000	30,894,952.60	28,967.66	3,851,766.00	15,330.74	3,808.40	3,204.38	497.49	0.00	270.00	5,285.23	1,909.81	1,470.16	21,113.46	5,718.21	4,944.54	878.70	0.00	461.35	0.00	0.00	0.19	91,716.39	0.00	109,037.92	99.70%	100.00%	97.17%
1999	29,783,390.22	54,192.78	3,924,767.69	11,023.17	0.00	3,893.39	1,613.64	0.00	325.00	5,815.48	0.00	1,990.49	18,452.29	0.00	6,208.88	681.17	0.00	158.25	0.00	0.00	0.00	80,491.71	0.00	113,307.38	99.73%	100.00%	97.11%
1998	27,353,494.02	26,990.65	3,718,192.64	5,925.50	0.00	2,347.84	605.14	0.00	195.00	3,336.96	0.00	1,453.37	9,867.60	0.00	3,996.21	996.87	0.00	0.00	0.00	0.00	1.14	91,746.36	0.00	95,501.08	99.66%	100.00%	97.43%
1997	24,236,281.98	22,841.52	3,357,735.19	11,712.49	0.00	1,905.55	670.46	0.00	155.00	5,208.33	0.00	1,143.48	17,591.28	0.00	3,204.03	1,000.34	0.00	0.00	0.00	0.00	0.00	60,537.58	0.00	78,617.30	99.75%	100.00%	97.66%
1996	22,241,944.72	10,480.11	2,666,092.90	6,259.66	0.00	2,389.31	311.40	0.00	200.00	4,829.02	0.00	1,941.10	11,400.08	0.00	4,530.41	405.49	0.00	8.08	0.00	0.00	0.28	58,911.01	0.00	75,198.05	99.74%	100.00%	97.18%
1962-1995	58,252,054.28	78,218.28	6,097,331.02	10,537.46	3.20	2,490.42	435.00	0.00	625.00	10,353.77	3.89	2,208.41	21,326.23	7.09	5,323.83	946.82	0.00	70.36	0.43	0.00	0.90	160,690.40	0.00	124,518.15	99.72%	100.00%	97.96%
<b>SUB-TOTAL</b>	<b>296,202,812.34</b>	<b>301,010.58</b>	<b>37,148,042.37</b>	<b>642,868.41</b>	<b>13,985.56</b>	<b>392,143.22</b>	<b>15,639.98</b>	<b>58.08</b>	<b>2,573.63</b>	<b>103,268.43</b>	<b>4,504.80</b>	<b>43,698.94</b>	<b>761,776.82</b>	<b>18,548.44</b>	<b>438,415.79</b>	<b>44,817.02</b>	<b>0.00</b>	<b>16,967.13</b>	<b>1.39</b>	<b>0.00</b>	<b>44.45</b>	<b>964,693.08</b>	<b>15.00</b>	<b>1,046,509.45</b>	<b>99.67%</b>	<b>100.00%</b>	<b>97.18%</b>
<b>TOTAL</b>	<b>\$333,651,865.29</b>			<b>\$1,048,997.19</b>			<b>\$18,271.69</b>			<b>\$151,472.17</b>			<b>\$1,218,741.05</b>			<b>\$61,784.15</b>			<b>\$45.84</b>			<b>\$2,011,217.53</b>					

### Combined Collection Percentages for all Delinquent Tax Bills:

REGULAR (Real Property and Listed Personal Property):	99.67%
DEFERRED:	100.00%
DMV (Registered Motor Vehicles):	97.18%